


YEAR 7



Welcome to our Spring Term Curriculum Newsletter.
In it you will find:

- An introduction to our progress team
- What is being studied in each subject this term

I hope you find this helpful. Even more information can be found on our website including our 5 or 7 year learning journeys.



Brookvale Groby Learning Campus

Ratby Road, Groby
Leicester | LE6 0FP

t. 0116 287 9921

e. reception@brookvalegroby-tmet.uk

w. www.brookvalegroby-tmet.uk

Principal: Mr W Teece

Progress at Brookvale Groby Learning Campus

We would like to thank you in advance for all the hard work and support you will be offering your child as they embrace this year's academic studies.

At school, your child's form tutor, teachers and the year heads will offer support. We also have a whole school progress team which includes:

Ms Dina Gajjar -KS3 Progress lead (yrs 7-9)

dgajjar@brookvalegroby-tmet.uk

Mr Jack Brownnett -KS4 Progress Leader (Yrs 10 and 11)

jbrownnett@brookvalegroby-tmet.uk

Miss Taz Johal - Assistant Headteacher, Raising Standards Leader

tjohal@brookvalegroby-tmet.uk

Ms Carol Hubbard - Deputy Headteacher, Progress and Curriculum

chubbard@brookvalegroby-tmet.uk

Year Head information:

Year 7 - Mrs Tina Rumming

trumming@brookvalegroby-tmet.uk

Year 8 - Ms Bethany Morrison

bmorrison@brookvalegroby-tmet.uk

Year 9 - Mrs Donna Bee

dbee@brookvalegroby-tmet.uk

Year 10 - Mrs Jayne Jordan

jjordan@brookvalegroby-tmet.uk

Year 11 - Mrs Jo Clarke

jclarke@brookvalegroby-tmet.uk

All tutor and teacher contacts can be found on the website.

As a team, we will be working with your child to help them make the best possible progress, develop their character and help them understand the importance of kindness and respect.



ART - Year 7 - Animals in Art (Spring Term)

Useful contacts / information

dlaw@brookvalegroby.com

(Subject Lead and Assistant Faculty Lead)

Smamo-curtis@brookvalegroby.com

(Subject Teacher)

If you have any questions, please do not hesitate to contact your son/daughter's subject teacher or the Subject Lead



What are we learning this term?

Rotations 2 & 3 (Weeks 17-27):

Students will engage in a project based around the theme 'Animals in Art' and produce a clay animal head towards the end of the rotation. They will explore the artwork of Henry Moore and Donna Sharman and create transcriptions based on the artists' work. They will have the opportunity to create their own independent research on an animal of their choice and create a moodboard on this to support their design work. Students will create a design idea of an animal head, in preparation for clay work. Each individual will make their own unique design in clay learning about how to use clay safely and effectively. Once the clay has been fired, students will have the opportunity to paint their animal head based on their designs influenced by the bright colourful work of Donna Sharman and the mark making techniques of Henry Moore.



Enrichment

Live Competitions posted on the Schools Social Media website for all students to get involved in.

ADT Enrichment Google Classroom created for students to experiment and create additional pieces of work for fun. There are lots of choices for art students to be able to experiment with materials and techniques at home.

Other Enrichment opportunities will be advertised to the students in the first term as these are planned by ADT teachers.



Homework

Students will be given knowledge organiser homework alongside research activities to support the project and design work.

Students have access to Knowledge Organisers to support them with home learning (20:20:20).

A subject drive has been created for all students so that they have access to all materials to help them at home. This is shared with students in lessons.



Assessments

1. Mid point of unit
2. End point of unit

Please note that students have one 2 hour lesson per week and are given a week to complete independent homeworks. This is why the students are assessed mid way and at the end of the rotations so that they can make progress over a series of 2 hour lessons in the unit of work.

Students are marked in relation to the unit checklist (personalised learning checklist). It is communicated if they are Exceeding, Meeting or are Developing within the subject.



'Every child is an artist. The problem is how to remain an artist once we grow up.'

- Pablo Picasso



BCI - Year 7 - Computing (Spring Term)

Useful contacts / information

Mrs H Knight

hknight@brookvalegroby-tmet.uk
(BCI - Faculty Leader)

Mr I King

iking@brookvalegroby-tmet.uk
(KS3 Computing Lead Teacher)

If you have any questions, please do not hesitate to contact your child's Computing Teacher, Subject Lead or Faculty Leader



What are we learning this term?

Topic 3: Computer Systems [Topic 3 - Computer Systems KO](#)

- Hardware and Software
- Input and Output Devices
- Input -Process-Output
- Networks
- Threats to Security

Topic 4: Block-Based Coding

[Topic 4 - Scratch Coding KO](#)

- Using Scratch to create a moving character
- Designing a collecting game using Scratch
- Evaluating your game
- Acting on Improvement Points

Year 7 Computing Personalised Learning Checklist:

[Year 7 Computing PLC](#)



Enrichment

Warhammer Club will run on a Friday after school and will run from 15:30-16:45 and is being led by iking@brookvalegroby-tmet.uk.

Scratch Coding Club is being led by Mr King iking@brookvalegroby-tmet.uk. Start date TBC.

Other Enrichment opportunities will be advertised to the students in the first term as these are planned by BCI teachers.



Homework

A weekly knowledge organiser quiz will take place in class. Therefore, students must use their knowledge organisers to focus on subject specific terminology that links to the current unit of study. Students should practise learning key computing words with self-quizzing and writing them in sentences (evidenced in their student planner).

Revision for each end of unit assessment with use of the knowledge organiser for the unit and BBC Bitesize Computing resources.



Assessments

Topic 3: Computer Systems end of unit google form assessment

Topic 4: Scratch Coding - end of topic project

Students are marked in relation to the unit checklist (personalised learning checklist). It is communicated if they are Exceeding, Meeting or are Developing within the subject during the term 2 reporting round.



DRAMA



Subject Newsletter - Year 7

Useful contacts / information

Laura Smith - Faculty Leader
lsmith@brookvalegroby.com

Adam Goodger - Assistant Faculty Leader
agoodger@brookvalegroby.com

Ruth Smith - Drama Teacher
rsmith@brookvalegroby.com



What are we learning this term?

As part of the unit entitled Darkwood Manor, students will continue to build on the 5 basic skills we use when performing: Facial expressions, body language, spatial awareness, voice projection, tone of voice.

This unit begins to introduce the idea of how we might devise a piece of theatre and develop characters that might live in the world of a story through things such as hot seating. The unit also introduces basic Physical Theatre skills, narration and storytelling.

Students will then begin a unit of work around Roald Dahl. This takes elements of his stories, poems and short stories and helps students explore ideas such as character, reconstructions, role play, narration, mime and the use of Flashback as a storytelling technique.



Enrichment

Junior Drama Club - Monday lunchtime (Groby Theatre)

School Production - Tuesday and Wednesday 3:30-4:30 (Groby Theatre)



Homework

Using the knowledge organiser to understand key terms

Watch live or recorded performance when they get the opportunity



Assessments

Students are assessed throughout the 5 basic skills plus their use of teamwork and effort. In the Darkwood Manor unit, Students will create a multi scene piece of theatre that tells their version of the Darkwood Manor story.

During the Roald Dahl unit, students will begin to develop a piece of performance that takes inspiration from the world of Willy Wonka and incorporate new characters and stories linked to what we already know from the original story.



“Great theatre is about challenging how we think and encouraging us to fantasise about a world we aspire to.” – Willem Dafoe



TEXTILES - Year 7 - (All Rotations)

Useful contacts / information

hdepledge@brookvalegroby-tmet.uk

(Subject Lead (textiles) and Assistant Faculty Lead)

If you have any questions, please do not hesitate to contact your son/daughter's subject teacher or the Subject Lead



What are we learning this year?

In year 7 we undertake a project where students look at the work of Lucienne Day and design their own repeat pattern on the computer. Students will complete the following tasks;

- Understanding the importance of Health and Safety
- Researching information around a topic
- Designing products to suit a theme
- Learning how to use a sewing machine
- Learning skills through the use of a sewing machine
- Producing a product to meet a given theme
- Trying to be independent in their learning
- Use of knowledge organiser and subsequent testing of their understanding



Enrichment

Live Competitions posted on the Schools Social Media website for all students to get involved in.

ADT Enrichment Google Classroom created for students to experiment and create additional pieces of work for fun (these could be added into the Coursework Portfolio for additional marks/experimentation).

Extended Support available to support our students outside of lesson time with their design work so that they succeed in the subject.



Homework

For homework, students are expected to complete revision of their knowledge organisers by revising the relevant section for the week and self testing in their planners. The sections expected to be learnt are posted in the Google Classroom. In the following lesson students will be quizzed using their Do Now sheets in lessons. Students have access to their Knowledge Organisers on the Google Classroom and if required can have a copy printed for them. A subject drive has been created for all students so that they have access to all materials to help them at home.



Assessments

Students will be assessed in two areas in year 7, their written work and their practical work.


Written work consists of research, designing and evaluating throughout the project.

Practical work consists of any experimentation work they produce as well as the manufacture of their final product.

Students will be assessed as either exceeding, meeting or developing in relation to their work.



'Creativity is intelligence having fun' - Albert Einstein



History Newsletter - Year 7 - Spring Term

Useful contacts / information

Rachael Gowdridge
Head of Faculty - Humanities
rgowdridge@brookvalegroby.com

Ana Hall
Head of History
ahall@brookvalegroby.com

Chloe Smith
Lead Teacher KS3- History
csmith6@brookvalegroby.com



Year 7 are learning this term:

The Invaders: Students will explore the motivation behind the expansion of the British Empire, and its far-reaching effects on both the colonies and Britain. Students will investigate pivotal events such as the Sepoy Rebellion in India, the Zulu Wars in Southern Africa, and the Easter Rising in Ireland to understand the resistance movements against British control.

Key Skills: Students will learn about causes and consequences, chronology, how to describe well in History and analyse historical sources.



Enrichment

Students will have assemblies on Holocaust Memorial Day and opportunities to get involved in commemorative activities.

Students will also have an opportunity to celebrate Women's History month and International Women's Day on the 8th March.



Homework

Students should complete their homework booklet - revision and comprehension tasks.

Teacher will check/reward/sanction History homework weekly

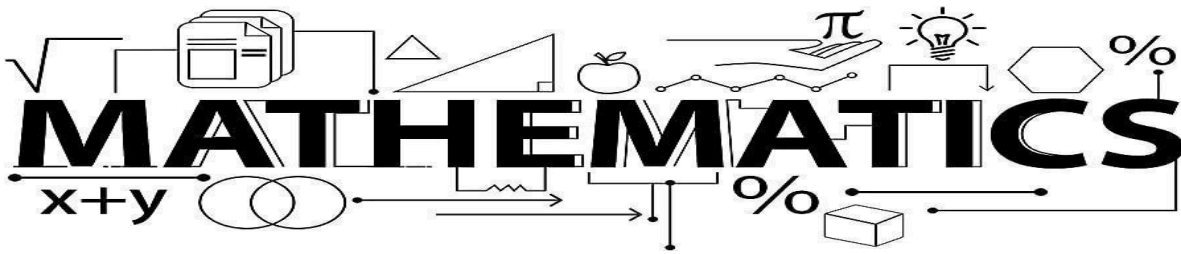
Please ensure your children are meeting deadlines.



Assessments

Students complete an assessment focusing on the British Empire.





Mathematics Newsletter - Year 7 (Spring Term)

Useful contacts / information

Paul McPherson - Faculty Leader
pmcpherson@brookvalegroby-tme.t.uk

Stephen Taylor-Fox - Assistant Faculty Leader (Lead Teacher for Key Stage 3)
staylor-fox@brookvalegroby-tmet.uk



What are we learning this term?

During the Autumn term we will be covering the following topics:

- Solving problems with multiplication & division
- Fractions & percentages of amounts
- Operations & equations with directed number
- Addition & subtraction of fractions
- Constructing, measuring & using geometric notation
- Developing geometric reasoning



Setting in Mathematics

Students have initially been set using their Key Stage 2 Mathematics scores. There are two sets for the most able (7R1/Ma and 7R2/Ma) and a set for those students requiring additional support (7S4/Ma). All other groups are mixed, middle ability groups.

Enrichment

Sparx Maths help club runs Monday, Tuesday, Thursday and Friday lunchtimes (1:30pm-1:50pm) in G03



Homework

Homework is set every Wednesday on [Sparx Maths](#)




Assessments

The Spring assessment will take place during the week commencing Monday 23rd February



“Pure mathematics is, in its way, the poetry of logical ideas.”
– Albert Einstein



Geography Newsletter - Year 7

Useful contacts / information

Rachael Gowdrige
Head of Faculty - Humanities
rgowdrige@brookvalegroby.com

Laura Seaton
Head of Geography and RS
lseaton@brookvalegroby.com



Year 7 are learning this term:

Rivers and flooding

- 1) The main features of a river
- 2) The reason a river floods
- 3) The impacts of a flood in the UK
- 4) The impacts of a flood in Bangladesh
- 5) How are floods managed in both countries?
- 6) Fieldwork opportunity - using the school site



Rivers and flooding [knowledge organiser](#)

Humanities Enrichment

- LGBTQ+ assemblies
- Year 6-7 transition event for Geog and history (volunteers needed)
- Year 8 Iceland trip
- Year 9 Osmington Bay PGL geography residential



Homework

Students should complete week 17 - 27 in their homework booklet.
All work to be recorded in their booklet.
Teacher will check/reward/sanction geography homework weekly

Please ensure your children are meeting deadlines.



Assessments

- 1) Rivers and flooding formal assessment
- 2) Ongoing recall in lesson





Music - Year 7

Useful contacts / information

To find out any information about our Music Curriculum or enrichment please contact

Laura Smith- Head of Performing Arts and Music subject Lead
lsmith@brookvalegroby-tmet.uk



What are we learning this term?

This term year 7 will be continuing to master their keyboard skills. They are now able to all play a melody with correct hand positioning and are able to read some basic notation. We are beginning this term by looking at chords and harmony. Students will be learning how to perform and compose chord progressions as well as continuing to perform and compose melodies.

In the second part of the term students will look at how chord playing can be transferred to other instruments when we look at how to play the ukulele. Finally the students will bring together the skills that they have learnt to perform a song together using the different instruments.



Enrichment

[Music and Drama Clubs Spring Term](#)

Performances
Frozen Jr
24th-26th March



Homework

Knowledge Organiser Quizzes on Notation, keys on the keyboard, and note durations.




Assessments

Ongoing Keyboard Performance
Ukulele skills assessment
Ensemble Performance
Termly knowledge test



Music is a world within itself with a language we all understand

Stevie Wonder- Sir duke



Year 7 CaRE Citizenships and Religious Education Newsletter Spring term

Useful contacts / information

Rachael Gowdridge
Head of Faculty - Humanities
rgowdridge@brookvalegroby.com

Laura Seaton
Head of Geography and RS
Lseaton@brookvalegroby.com

Dan Tagg
Head of Citizenship
Dtagg@brookvalegroby.com



Year 7 are learning this term:

Unit 2: Abraham: what is the significance of covenants for Jews, Christians and Muslims?

1. Meaning and examples of covenants
2. The world of Abram
3. Becoming Abraham
4. Father of many nations
5. The promised lands
6. The New covenant



Humanities Enrichment


- Holocaust memorial day (27th Jan)
- LGBTQ+ assemblies
- Year 6-7 transition event for Geog and History (volunteers needed)
- Year 8 Iceland trip (10-14th March)
- Year 9 Osmington Bay PGL Geography residential 24th-26th March



Assessments

- 1) Abraham assessment
- 2) Continued retrieval assessment throughout





Design - Year 7 - Slottable Toy Project

Useful contacts / information

ctowers@brookvalegroby.com

cwright2@brookvalegroby.com

If you have any questions, please do not hesitate to contact your son/daughter's subject teacher or the Subject Lead



What are we learning this term?

Year 7 complete a 9/ 10 week project which results in students making a wooden slottable toy from plywood. All lessons and supporting material are available on your child's Google classroom.

Students learn how to:

Research wooden toys, produce moodboards and mindmaps, they analyse existing slottable toys, develop drawing skills, design and cardboard model their final idea, learn health and safety in the workshop, how to use tools and machinery correctly and how to evaluate their work. Students are usually in the workshop completing practical work for approx 5 weeks until the project is finished.



Enrichment

Live Competitions posted on the Schools Social Media website for all students to get involved in.

ADT Enrichment Google Classroom created for students to experiment and create additional pieces of work for fun (these could be added into the Coursework Portfolio for additional marks/experimentation).

Extended Support available to support our students outside of lesson time with their design work so that they succeed in the subject.



Homework

For homework, students are expected to complete lesson tasks. These are posted in the Google Classroom. Each homework for our topics are different but it is expected that all students are staying in line with our academic year calendar.

Students have access to Knowledge Organisers to support them with home learning which we use for the Do Now tasks at the start of each lesson.

A subject drive has been created for all students so that they have access to all materials to help them at home.



Assessments

Students' work is assessed half way through the project and then at the end. Students are given 'STAR TIME' to read through their teachers feedback, understand the targets set and then improve their existing work.

At the end of the project both the practical work and the design folder and marks and targets are given. These are targets that students should be working on in their next art, design and technology area. Students will be given a summative grading of developing, meeting or exceeding.



"Design is not just what it looks like and feels like. Design is how it works." - Steve Jobs, co-founder of Apple, Inc



English, Media and Library Year 7 (Spring term)

Key Contacts

KS3 Lead: Lizzie Jones

ljones2@brookvalegroby-tmet.uk

Enrichment: Fran Nolan

fnolan@brookvalegroby-tmet.uk

Senior Faculty Lead: Amanda Bellamy

abellamy@brookvalegroby-tmet.uk

Reading Plus

- An online platform of texts designed for your child's reading level and interests
- One lesson a week consisting of 4 reading lessons and 1 vocabulary lesson
- Develops comprehension and fluency reading skills
- Supports enjoyment of reading widely and often

What are we learning this term?

Half Term 1

Hidden Lives

- Exploring the lives of people who have been marginalised
- Investigating autobiographies and biographies
- Writing accurately to express emotion
- Practising presentation skills

Half Term 2

The Tempest - Shakespeare's Sorcerer

- Shakespearean text
- Exploring relationships between characters
- Analysing Shakespeare's language and creative choices
- Societal and historical influences on the play



Enrichment

- Library book talks
- Thursday 5th March - World Book Day
- Look out for writing competitions throughout the year



Homework

Students have been given their A5 homework booklet to complete and return to class on the day their teacher has selected as 'homework check day'

Spellings related to the topic
Reading Plus completion
KO's are on Google Classroom



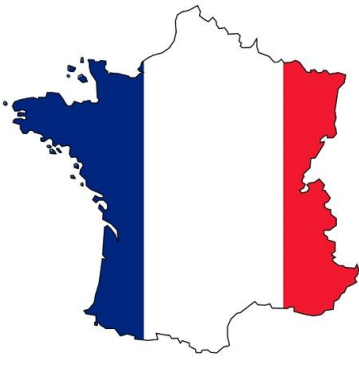
Assessments

Week commencing 5th January - Reading Plus Baseline assessment

Week commencing 9th February - Speaking and Listening group presentation



"Show me a family of readers, and I will show you the people who move the world."



Languages Newsletter – Year 7 – Spring 2026

Welcome to the latest newsletter from the MFL Faculty. We would like to keep you up to date on everything we are learning and doing this half term. If you have any questions, please do not hesitate to contact us via email:

salban@brookvalegroby.com



What are we learning this term?

All languages: *Topic: Art.* Students will be learning how to describe shapes, colours and images within pieces of art. They will learn to give their opinions on artworks. Students will be learning about an artist from the region and completing an art project to create a piece of work in the style of the artist.



French: Niki de St Phalle
Spanish: Pablo Picasso

Knowledge Organiser – Retrieval learning

Weekly tests will be set and available to see on the Google Classroom.

French	Spanish
The tests are based on the following Knowledge Organiser Students can also use their Quizlet Classroom to help practise for the weekly quizzes	The tests are based on the following Knowledge Organiser Students can also use their Quizlet Classroom to help practise for the weekly quizzes

In MFL we are committed to making sure all students make progress. Please click here for details on how we and you can support your child. [SEND](#) [Learning Strategies](#)

Enrichment

Art Competition: Students in year 7 will be learning about different artists and create a piece of artwork. These will be judged by an expert panel and prizes awarded.

Spelling Bee School Final: Students will be taking on the class winners to see who is the overall champion in each language.



Homework

Homework is set every week in all Languages.

This will be in the form of a vocabulary (spelling test). See *above for the list of words.*

There will also be revision for assessments at key points in the year.



Assessments

Week beginning 13th April – Writing assessment

Week beginning 27th April – Reading assessment

Students will prepare for this in class, but can do some revision of the sounds at home – info on Google Classroom



“One language sets you in a corridor for life. Two languages open every door along the way.”



PHYSICAL EDUCATION



PE Curriculum Newsletter: Year 7 - Spring Term

Useful contacts / information

Mr Brownett

jbrownett@brookvalegroby.com

Mr Leonard

jleonard@brookvalegroby.com

Mr Lord - Curriculum Leader

mlord@brookvalegroby.com

Miss Maclachlan

amaclachlan@brookvalegroby.com

Mrs Richardson

mrichardson@brookvalegroby.com

Mr Sharpe

msharpe@brookvalegroby.com

Mrs Wiles - Head of KS3 PE

lwiles@brookvalegroby.com



For updates on Twitter/X: @bglc_pe

What are we learning this term?

Students have two lessons a week and cover one particular activity for three weeks, so six lessons in total. Over the course of the Spring term students in Year 7 will be covering some of the following activities: basketball, badminton, rugby union, gymnastics, hockey, cricket, rounders and Health Related Fitness.

Each lesson has a 'Know, Grow, Show' objective. The 'Know' objective links in with the rules and regulations of the activity, the 'Grow' objective focuses on LORIC values and the 'Show' objective links with skill and technique development.

As the cold weather is upon us can you please ensure that all students bring their PE hoodie to lessons. They are welcome to wear extra layers underneath the hoodie, if appropriate



Enrichment

The following clubs are open to all Year 7 students. Activities will change again after Easter, so look out for the new timetable then.

Badminton - Tuesday after school

until 4:15pm in the Sports Hall

Basketball - Wednesday after

school until 4:15pm in the Sports Hall.

Girls Futsal - Thursday after school

until 4:15pm

Rugby Union - Tuesday after school until 4:15pm.



Homework

Each student will have a rules quiz to complete for homework at the end of each activity block of 6 lessons. These rules quizzes are posted on each group's Google Classroom and are completed digitally using Google Forms. The results from these quizzes allow us to assess students under the 'Know' strand of our assessment policy.



Assessments

We assess students in PE at the end of each activity block. We assess them in three areas:

'Know' - knowledge of rules and regulations.

'Grow' - demonstrating LORIC character values.

'Show' - the ability to perform activity specific skills and tactics under competitive pressure.



**'The only one who can tell you 'you can't win' is you, and you don't have to listen'
Jessica Ennis-Hill**



Subject Newsletter - Year 7 - (Spring term)

Useful contacts / information

Helen Hawke - Faculty Leader
hhawke@brookvalegroby.com

Dina Gajjar - Asst Faculty Leader (KS3 link / Progress Lead)
dgajjar@brookvalegroby.com

Ross Dixey - Asst Faculty leader (Tassomai link)
rdixey@brookvalegroby.com



What are we learning this term?

Waves 1 - Sound (Relate changes in the shape of an oscilloscope trace to changes in pitch and volume) and **light** (Use ray diagrams to model how light passes through lenses and transparent materials)

Reactions 1 - Metals and non-metals (Use experimental results to suggest an order of reactivity of various metals) and **Acids and alkalis** (Devise an enquiry to compare how well indigestion remedies work)

Genes 1 - Variation (Graph data relating to variation and explain how it may lead to the survival of a species) and **human reproduction** (Relate advice to pregnant women to ideas about transfer of substances to the embryo)

Revision for end of year assessment



Enrichment

16th - 20th March British Science week Assemblies
Poster competition



Homework

Science - 3 daily goals on Tassomai



Assessments

End of module tests for all modules
Revision for year 7 exam (27th April - 1st May)



“Nothing in life is to be feared, it is only to be understood. Now is the time to understand more, so that



Food - Year 7 - Health and Hygiene

Useful contacts / information

ebayne@brookvalegroby.com

Subject lead

cdepledge@brookvalegroby-tmet.uk

If you have any questions, please do not hesitate to contact your son/daughter's subject teacher or the Subject Lead



What are we learning this term?

Students start learning about health and safety in the kitchen.

This covers food, the kitchen environment, how to store food, food poisoning and personal hygiene.

Do-Now general knowledge is included in written lessons.

Students learn how to use basic knife skills and make a Fruit salad.

Students then move onto making scones, developing their cooking skills and understanding of the function of ingredients.

This covers food, the kitchen environment, how to store food, food poisoning and personal hygiene. Students also develop an understanding of where our foods come from and of key nutrients.

Making white sauce is next, which teaches students how to use the hob and how to thicken a sauce to boil and vegetables safely.

Oaty biscuits introduce students to the melting method and increasing fibre content of food.



Enrichment

An ADT Enrichment Google Classroom is created for students to use.

Students can adapt recipes to suit the needs of people at home.

Research new recipes and cook at home, bringing in pictures to display in school and gain rewards.

Competitions at various times of the year are held.



Homework

Students are responsible for making sure they have the correct ingredients and containers organised ready for practical food lessons. Recipe sheets are given out to students at the start of their rotation and are posted on the Google classroom. Recipes may be adapted to suit dietary needs. Students have access to Knowledge Organisers to support them with home learning (20:20:20)

A subject drive has been created for all students so that they have access to all materials to help them at home. This is shared with students in lessons.



Assessments

A Mid point assessment is made after week 3 and at the end of the rotation weeks.

Practical lessons are reviewed during each practical lesson and feedback given.

Students are marked in relation to the unit checklist (personalised learning checklist). It is communicated if they are Exceeding, Meeting or are Developing within the subject.



"No one is born a great cook, one learns by doing" - Julia Child



Lifeskills Newsletter - Year 7

Personal, Social, Health and Relationships Education

Useful contacts / information

Beth Rumming
Head of Faculty - Lifeskills and
Careers

brumming@brookvalegroby-tmet.uk



Year 7 are learning this term:

1. Personal Safety
2. First Aid
3. Careers
4. Puberty
5. Personal Hygiene

Lifeskills Enrichment

The lifeskills curriculum fits into the whole school Personal Development offer and is enriched by the LORIC tutor time programme and assemblies throughout the year which build upon themes covered in Lifeskills lessons throughout the 5 year course.

Homework

Whilst there is no compulsory homework for Lifeskills, students are encouraged to take an interest in the news to keep up to date with current affairs so that they can make informed decisions .



Assessments

- 1) Google Quiz before the end of term

