


# YEAR 7



Welcome to our Summer Term Curriculum Newsletter.  
In it you will find:

- An introduction to our progress team
- What is being studied in each subject this term

I hope you find this helpful. Even more information can be found on our website including our 5 or 7 year learning journeys.

# Brookvale Groby Learning Campus

Ratby Road, Groby  
Leicester | LE6 0FP

t. 0116 287 9921

e. [reception@brookvalegroby-tmet.uk](mailto:reception@brookvalegroby-tmet.uk)

w. [www.brookvalegroby-tmet.uk](http://www.brookvalegroby-tmet.uk)

**Principal:** Mr W Teece

## Progress at Brookvale Groby Learning Campus

We would like to thank you in advance for all the hard work and support you will be offering your child as they embrace this year's academic studies.

At school, your child's form tutor, teachers and the year heads will offer support. We also have a whole school progress team which includes:

|  |  |
|--|--|
| Ms Dina Gajjar -KS3 Progress lead (yrs 7-9)                      | <a href="mailto:dgajjar@brookvalegroby-tmet.uk">dgajjar@brookvalegroby-tmet.uk</a>       |
| Mr Jack Brownnett -KS4 Progress Leader (Yrs 10 and 11)           | <a href="mailto:jbrownnett@brookvalegroby-tmet.uk">jbrownnett@brookvalegroby-tmet.uk</a> |
| Miss Taz Johal - Assistant Headteacher, Raising Standards Leader | <a href="mailto:tjohal@brookvalegroby-tmet.uk">tjohal@brookvalegroby-tmet.uk</a>         |
| Ms Carol Hubbard - Deputy Headteacher, Progress and Curriculum   | <a href="mailto:chubbard@brookvalegroby-tmet.uk">chubbard@brookvalegroby-tmet.uk</a>     |

### Year Head information:

|                              |  |
|------------------------------|--|
| Year 7 - Mrs Tina Rumming    | <a href="mailto:trumming@brookvalegroby-tmet.uk">trumming@brookvalegroby-tmet.uk</a>   |
| Year 8 - Ms Bethany Morrison | <a href="mailto:bmorrison@brookvalegroby-tmet.uk">bmorrison@brookvalegroby-tmet.uk</a> |
| Year 9 - Mrs Donna Bee       | <a href="mailto:dbee@brookvalegroby-tmet.uk">dbee@brookvalegroby-tmet.uk</a>           |
| Year 10 - Mrs Jo Clarke      | <a href="mailto:jclarke@brookvalegroby-tmet.uk">jclarke@brookvalegroby-tmet.uk</a>     |
| Year 11 - Mrs Jayne Jordan   | <a href="mailto:jjordan@brookvalegroby-tmet.uk">jjordan@brookvalegroby-tmet.uk</a>     |

All tutor and teacher contacts can be found on the website.

As a team, we will be working with your child to help them make the best possible progress, develop their character and help them understand the importance of kindness and respect.



## Subject Newsletter - Year 7 - (Summer term)

### Useful contacts / information

Helen Hawke - Faculty Leader  
[hhawke@brookvalegroby.com](mailto:hhawke@brookvalegroby.com)

Dina Gajjar - Asst Faculty  
Leader (KS3 link / Progress  
Lead)  
[dgajjar@brookvalegroby.com](mailto:dgajjar@brookvalegroby.com)

Ross Dixey - Asst Faculty  
leader (Tassomai link)  
[rdixey@brookvalegroby.com](mailto:rdixey@brookvalegroby.com)



### What are we learning this term?

**Earth 1 - Earth structure** (Model the processes that are responsible for rock formation and link these to the rock features) and **Universe** (Relate observations of changing day length to an appropriate model of the solar system)

**Energy 1 - Energy costs** (Compare the running costs of fluorescent and filament light bulbs) and **energy transfer** (Explain the energy transfers in a hand-crank torch)



### Enrichment

Science club

Space Centre Assembly



### Homework

Science - 3 daily goals on  
Tassomai



### Assessments

End of module tests for all  
modules

Year 7 exam 27th Apr-1st May



***“The most important thing is to never stop questioning.”— Albert Einstein***



# PHYSICAL EDUCATION



## PE Curriculum Newsletter: Year 7 - Summer Term

### Useful contacts / information

Mr Brownett

[jbrownett@brookvalegroby.com](mailto:jbrownett@brookvalegroby.com)

Mr Leonard

[jleonard@brookvalegroby.com](mailto:jleonard@brookvalegroby.com)

Mr Lord - Curriculum Leader

[mlord@brookvalegroby.com](mailto:mlord@brookvalegroby.com)

Miss Maclachlan

[amaclachlan@brookvalegroby.com](mailto:amaclachlan@brookvalegroby.com)

Mrs Richardson

[mrichardson@brookvalegroby.com](mailto:mrichardson@brookvalegroby.com)

Mr Sharpe

[msharpe@brookvalegroby.com](mailto:msharpe@brookvalegroby.com)

Mrs Wiles - Head of KS3 PE

[lwiles@brookvalegroby.com](mailto:lwiles@brookvalegroby.com)

For updates on X:

@bglc\_pe



### What are we learning this term?

Over the course of the Summer term students in Year 7 will be covering some of the following activities: rugby, badminton, rounders, athletics, cricket and tennis. We lose the Sports Hall in May for external exams until the end of term, so students will need to be prepared to have their PE lessons outside. As the weather changes and the temperature increases please ensure that students bring water to their PE lessons and wear sun cream. Students are also able to wear a baseball cap or another sports appropriate hat during PE lessons on particularly sunny days. Students can wear tight fitting shorts, but they need to be mid-thigh length.

#### Key Dates:

**Sports Day** - Wednesday 24th June. Students can opt into the athletics during the morning and all students will be involved in the afternoon.

**Sports Presentation Evening** - Tuesday 30th June. If your child has represented the school in a sports event this year you should receive an invitation via email.

### Enrichment

The following clubs are open to all Year 7 students over the course of the summer term.

**Athletics** - Wednesday after school

**Cricket** - Wednesday after school.

**Rounders** - Tuesday after school.

**Tennis** - Tuesday after school.

There are area events in all of these activities that we will be entering students into. They need to come to the clubs to be considered.

### Homework

Each student will have a rules quiz to complete for homework at the end of each activity block of 6 lessons. These rules quizzes are posted on each group's Google Classroom and are completed digitally using Google Forms. The results from these quizzes allow us to assess students under the 'Know' strand of our assessment policy.

### Assessments

We assess students in PE at the end of each activity block. We assess them in three areas:  
**'Know'** - knowledge of rules and regulations.  
**'Grow'** - demonstrating LORIC character values.  
**'Show'** - the ability to perform activity specific skills and tactics under competitive pressure.

**'It's all about the journey, not the outcome' Carl Lewis**



# Languages Newsletter – Year 7 – Summer 2026

Welcome to the latest newsletter from the MFL Faculty. We would like to keep you up to date on everything we are learning and doing this half term. If you have any questions, please do not hesitate to contact us via email:

[salban@brookvalegroby-tmet.uk](mailto:salban@brookvalegroby-tmet.uk)



## What are we learning this term?

All languages: *Topic: Food and Drink.*

Students will be learning how describe what they like to eat and drink, how to buy quantities of food and how to order food and drink in a restaurant. They will be completing a speaking assessment – a role-play, in a café at the end of the topic.



## Duolingo Club: B18 – Key Stage 3 Students

Compete with other students and increase your language knowledge. Bring your lunch and get the chance to beat your peers!



## Knowledge Organiser – Retrieval learning

Weekly tests will be set and available to see on the Google Classroom.

| French  | Spanish   |
|---|---|
| The tests are based on the following <a href="#">Knowledge Organiser</a>                              | The tests are based on the following <a href="#">Knowledge Organiser</a>                              |
| Students can also use their <a href="#">Quizlet Classroom</a> to help practise for the weekly quizzes | Students can also use their <a href="#">Quizlet Classroom</a> to help practise for the weekly quizzes |

In MFL we are committed to making sure all students make progress. Please click here for details on how we and you can support your child. [SEND](#) [Learning Strategies](#)

## Enrichment

**Art Competition: Winners! Click here to see the pics of the work that was completed!**

We were so proud of the students who really shone in this challenge!



## Homework

Homework is set every week in all Languages.

This will be in the form of a vocabulary (spelling test). See **above for the list of words.**

There will also be revision for assessments at key points in the year.



## Assessments

**Week beginning:**  
13<sup>th</sup> April Writing  
27<sup>th</sup> April Reading  
4<sup>th</sup> May Universals 2  
22<sup>nd</sup> June Universals 3  
22<sup>nd</sup> June Listening  
29<sup>th</sup> June Speaking

All info will be listed on the Google Classroom



*“Knowledge of languages is the doorway to wisdom” Roger Bacon*



## Lifeskills Newsletter - Year 7

Personal, Social, Health and Relationships Education

### Useful contacts / information

Beth Rumming  
Head of Faculty - Lifeskills and  
Careers

[brumming@brookvalegroby-tmet.uk](mailto:brumming@brookvalegroby-tmet.uk)



### Year 7 are learning this term:

1. Careers
2. Body image
3. Self-care
4. Online safety
5. MVP programme

### Lifeskills Enrichment

The lifeskills curriculum fits into the whole school Personal Development offer and is enriched by the LORIC tutor time programme and assemblies throughout the year which build upon themes covered in Lifeskills lessons throughout the 5 year course.

### Homework

Whilst there is no compulsory homework for Lifeskills, students are encouraged to take an interest in the news to keep up to date with current affairs so that they can make informed decisions .



### Assessments

- 1) Google Quiz before the end of term





# English, Media and Library Year 7 (Summer term)

## Key Contacts

KS3 Lead: Lizzie Jones

[ljones2@brookvalegroby-tmet.uk](mailto:ljones2@brookvalegroby-tmet.uk)

Enrichment: Fran Nolan

[fnolan@brookvalegroby-tmet.uk](mailto:fnolan@brookvalegroby-tmet.uk)

Senior Faculty Lead: Amanda Bellamy

[abellamy@brookvalegroby-tmet.uk](mailto:abellamy@brookvalegroby-tmet.uk)

## Reading Plus



- An online platform of texts designed for your child's reading level and interests
- One lesson a week consisting of 4 reading lessons and 1 vocabulary lesson
- Develops comprehension and fluency reading skills
- Supports enjoyment of reading widely and often

## What are we learning this term?

### Full Term

### *The Modern Novel*

- Analysing a novel's language and structure to consider effect
- Consider characters' motivations and actions to build empathetic responses
- Developing understanding of a writer's choice of language and structure and effect on reader
- Expressing a point of view verbally using evidence from the text



## Enrichment

- Look out for writing competitions throughout the year



## Homework

Students have been given their A5 homework booklet to complete and return to class on the day their teacher has selected as 'homework check day'

**Spellings related to the topic  
Reading Plus completion  
KO's are on Google Classroom**



## Assessments

Week commencing 18 May -  
Creative Writing

Week commencing 1st June  
- Reading Plus Baseline  
assessment 3



***"Show me a family of readers, and I will show you the people who move the world."***



# Food - Year 7 - Health and Hygiene

## Useful contacts / information

[ebayne@brookvalegroby.com](mailto:ebayne@brookvalegroby.com)

Subject Lead

[cdepledge@brookvalegroby-tmet.uk](mailto:cdepledge@brookvalegroby-tmet.uk)

If you have any questions, please do not hesitate to contact your son/daughter's subject teacher or the Subject Lead



## What are we learning this term?

Students start learning about health and safety in the kitchen.

This covers food, the kitchen environment, how to store food, food poisoning and personal hygiene.

Do-Now general knowledge is included in written lessons.

Students learn how to use basic knife skills and make a Fruit salad.

Students then move onto making scones, developing their cooking skills and understanding of the function of ingredients.

This covers food, the kitchen environment, how to store food, food poisoning and personal hygiene. Students also develop an understanding of where our foods come from and of key nutrients.

Making white sauce is next, which teaches students how to use the hob and how to thicken a sauce to boil and vegetables safely.

Oaty biscuits introduce students to the melting method and increasing fibre content of food.



## Enrichment

An ADT Enrichment Google Classroom is created for students to use.

Students can adapt recipes to suit the needs of people at home.

Research new recipes and cook at home, bringing in pictures to display in school and gain rewards.

Competitions at various times of the year are held.



## Homework

Students are responsible for making sure they have the correct ingredients and containers organised ready for practical food lessons. Recipe sheets are given out to students at the start of their rotation and are posted on the Google classroom. Recipes may be adapted to suit dietary needs. Students have access to Knowledge Organisers to support them with home learning (20:20:20)

A subject drive has been created for all students so that they have access to all materials to help them at home. This is shared with students in lessons.



## Assessments

A Mid point assessment is made after week 3 and at the end of the rotation weeks.

Practical lessons are reviewed during each practical lesson and feedback given.

Students are marked in relation to the unit checklist (personalised learning checklist). It is communicated if they are Exceeding, Meeting or are Developing within the subject.



**"No one is born a great cook, one learns by doing" - Julia Child**



# Design - Year 7 - Slottable Toy Project

## Useful contacts / information

[ctowers@brookvalegroby.com](mailto:ctowers@brookvalegroby.com)

[cwright2@brookvalegroby.com](mailto:cwright2@brookvalegroby.com)

If you have any questions, please do not hesitate to contact your son/daughter's subject teacher or the Subject Lead



## What are we learning this term?

Year 7 complete a 9/ 10 week project which results in students making a wooden slottable toy from plywood. All lessons and supporting material are available on your child's Google classroom.

### Students learn how to:

Research wooden toys, produce moodboards and mindmaps, they analyse existing slottable toys, develop drawing skills, design and cardboard model their final idea, learn health and safety in the workshop, how to use tools and machinery correctly and how to evaluate their work. Students are usually in the workshop completing practical work for approx 5 weeks until the project is finished.



## Enrichment

Live Competitions posted on the Schools Social Media website for all students to get involved in.

ADT Enrichment Google Classroom created for students to experiment and create additional pieces of work for fun (these could be added into the Coursework Portfolio for additional marks/experimentation).

Extended Support available to support our students outside of lesson time with their design work so that they succeed in the subject.



## Homework

For homework, students are expected to complete lesson tasks. These are posted in the Google Classroom. Each homework for our topics are different but it is expected that all students are staying in line with our academic year calendar.

Students have access to Knowledge Organisers to support them with home learning which we use for the Do Now tasks at the start of each lesson.

A subject drive has been created for all students so that they have access to all materials to help them at home.




## Assessments

Students' work is assessed half way through the project and then at the end. Students are given 'STAR TIME' to read through their teachers feedback, understand the targets set and then improve their existing work.

At the end of the project both the practical work and the design folder and marks and targets are given. These are targets that students should be working on in their next art, design and technology area. Students will be given a summative grading of developing, meeting or exceeding.



**"Design is not just what it looks like and feels like. Design is how it works."** - Steve Jobs, co-founder of Apple, Inc



## Year 7 CaRE Citizenships and Religious Education Newsletter

### Useful contacts / information

Rachael Gowdridge  
Head of Faculty - Humanities  
[rgowdridge@brookvalegroby.com](mailto:rgowdridge@brookvalegroby.com)

Laura Seaton  
Head of Geography and RS  
[Lseaton@brookvalegroby.com](mailto:Lseaton@brookvalegroby.com)

Dan Tagg  
Head of KS3 History and Citizenship  
[Dtagg@brookvalegroby.com](mailto:Dtagg@brookvalegroby.com)



### Year 7 are learning this term:

Completion of the Citizenship unit on 'British Values'

#### Unit 3 - Dharma: How is this interpreted and put into action?

- Dharma and religious diversity
- Sikh Dharma
- Sanatana dharma
- Dharma moksha
- Buddhist Dhamma
- The three jewels



### Humanities Enrichment

- Year 12 Geography 2 night residential
- On site fieldwork opportunities for all years.
- Transition events with year 6/7.



### Homework

Homework is posted weekly on the google classroom and all work is to be recorded in their planner. Teacher will check/reward/sanction homework weekly.


Please ensure your children are meeting deadlines.



### Assessments

- 1) Recall questions every lesson
- 2) End of topic assessment





## Geography Newsletter - Year 7 - Summer term

### Useful contacts / information

Rachael Gowdridge  
Head of Faculty - Humanities  
[rgowdridge@brookvalegroby.com](mailto:rgowdridge@brookvalegroby.com)

Laura Seaton  
Head of Geography and RS  
[Lseaton@brookvalegroby.com](mailto:Lseaton@brookvalegroby.com)



### Year 7 are learning this term:

#### Unit 3 - Africa: a continent of contrasts

- 1) Development within Africa
- 2) Case study - Kenya
- 3) Fair trade and the chocolate industry in Africa

#### Unit 4 - Fieldwork - data collection on the school site

- posing questions/aims
- planning
- data collection
- data presentation
- analysis
- conclusions/evaluation

Africa [knowledge organiser](#)



### Humanities Enrichment

- Year 12 Geography 2 night residential
- On site fieldwork opportunities for all years.
- Transition events with year 6/7.



### Homework

Students should complete homework in the booklet provided.  
All work to be recorded in their booklet or in their planner.  
Teacher will check/reward/sanction geography homework weekly

Please ensure your children are meeting deadlines.



### Assessments

- 1) Africa formal assessment
- 2) Fieldwork
- 3) End of year assessment





# BCI - Year 7 - Computing (Summer Term)

## Useful contacts / information

**Mrs H Knight**

[hknight@brookvalegroby.com](mailto:hknight@brookvalegroby.com)

(BCI - Faculty Leader)

**Mr I King**

[iking@brookvalegroby.com](mailto:iking@brookvalegroby.com)

(KS3 Computing Lead Teacher)

If you have any questions, please do not hesitate to contact your child's Computing Teacher, Subject Lead Teacher or Faculty Leader



## What are we learning this term?

### Topic 4: Block-Based Coding

#### [Topic 4 - Scratch Coding KO](#)

- Using Scratch to create a moving character
- Designing a collecting game using Scratch
- Evaluating your game
- Acting on Improvement Points

### Topic 5: Data representation

#### [Topic 5 - Data representation KO](#)

- Converting from binary to denary
- Converting from denary to binary
- Converting binary images in black and white
- Converting binary images in colour
- Looking at metadata and examples



### Year 7 Computing Personalised Learning Checklist:

[Year 7 Computing PLC.pdf](#)

## Enrichment

Warhammer Club will run on a Friday after school and is being led by Mr King - [iking@brookvalegroby.com](mailto:iking@brookvalegroby.com).

Other Enrichment opportunities will be advertised to the students in the first term as these are planned by BCI teachers.



## Homework

A weekly knowledge organiser quiz will take place in class. Therefore, students must use their knowledge organisers to focus on subject specific terminology that links to the current unit of study. Students should practise learning key computing words with self-quizzing and writing them in sentences (evidenced in their student planner).

Revision for each end of unit assessment with use of the knowledge organiser for the unit and BBC Bitesize Computing resources.



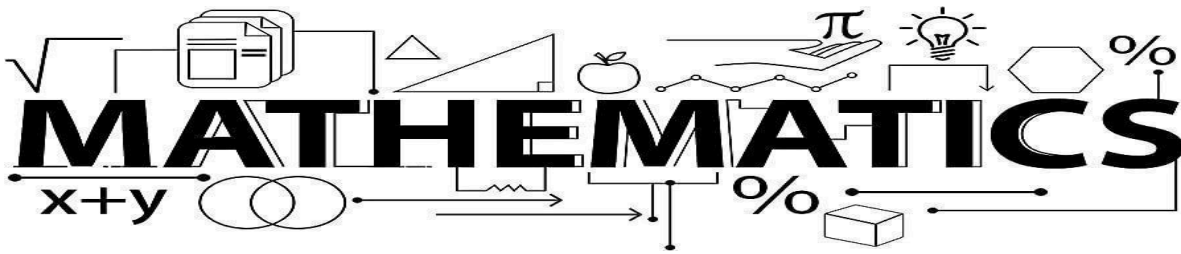
## Assessments

**1. Topic 4: Scratch Coding - end of topic project**

**2. Topic 5: Data representation end of unit google form assessment**

Students are marked in relation to the unit checklist (personalised learning checklist). It is communicated if they are Exceeding, Meeting or are Developing within the subject during the term 2 reporting round.





## Mathematics Newsletter - Year 7 (Summer Term)

### Useful contacts / information

Paul McPherson - Faculty Leader  
[pmcpherson@brookvalegroby-tme.t.uk](mailto:pmcpherson@brookvalegroby-tme.t.uk)

Stephen Taylor-Fox - Assistant Faculty Leader (Lead Teacher for Key Stage 3)  
[staylor-fox@brookvalegroby-tmet.uk](mailto:staylor-fox@brookvalegroby-tmet.uk)



### What are we learning this term?

During the Summer term we will be covering the following topics:

- Developing geometric reasoning
- Developing number sense
- Sets & probability
- Prime numbers & proof
- Ratio & scale



### Setting in Mathematics

Students have initially been set using their Key Stage 2 Mathematics scores. There are two sets for the most able (7R1/Ma and 7R2/Ma) and a set for those students requiring additional support (7S4/Ma). All other groups are mixed, middle ability groups.

### Enrichment

Sparx Maths help club runs Monday, Tuesday, Thursday and Friday lunchtimes (1:30pm-1:50pm) in G03



### Homework

Homework is set every Wednesday on [Sparx Maths](#)




### Assessments

The Summer assessment will take place during the week commencing Monday 8th June



**“Pure mathematics is, in its way, the poetry of logical ideas.”  
– Albert Einstein**



## History Newsletter - Year 7 - Summer Term

### Useful contacts / information

Rachael Gowdrige  
Head of Faculty - Humanities  
[rgowdrige@brookvalegroby.com](mailto:rgowdrige@brookvalegroby.com)

Ana Hall  
Head of History  
[ahall@brookvalegroby.com](mailto:ahall@brookvalegroby.com)

Chloe Smith  
Lead Teacher KS3- History  
[csmith6@brookvalegroby.com](mailto:csmith6@brookvalegroby.com)



### Year 7 are learning this term:

**The Invaders:** Students have already started their British Empire module, looking at causes, consequences and then some of the significant events with the British Empire (Opposition to the Empire and the Creation of America). After this they will be focussing on 20th Century Empire (The Empire during both World Wars, Windrush, Decolonisation and the Partition of India).

**Key Skills:** Students will learn about causes and consequences, chronology, and how to describe well in History.



### Enrichment

- Year 11 Final field trip - Leicester city centre (April)
- Year 12 Geography field trip to Cromer and Peak District - June
- Year 7 - Places of worship trip to Leicester
- Year 8 - Underrepresented peoples in History competition.



### Homework

Students should complete their homework booklet - revision and comprehension tasks.

Teacher will check/reward/sanction History homework weekly

**Please ensure your children are meeting deadlines.**

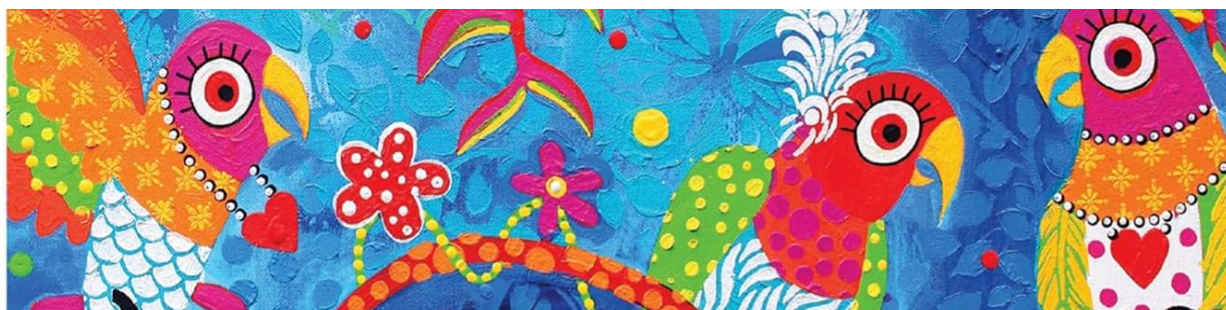


### Assessments

Students have just completed Assessment 4 so soon they will be working towards Assessment 5 on the 20th Century British Empire.

This assessment will include source work, which we have done a lot of work on in lessons.





# ART - Year 7 - Animals in Art (Summer Term)

## Useful contacts / information

[dlaw@brookvalegroby.com](mailto:dlaw@brookvalegroby.com)

(Subject Lead and Assistant Faculty Lead)

[Smamo-curtis@brookvalegroby.com](mailto:Smamo-curtis@brookvalegroby.com)

(Subject Teacher)

If you have any questions, please do not hesitate to contact your son/daughter's subject teacher or the Subject Lead



## What are we learning this term?

Rotations 3 & 4 (Weeks 28-39):

Students will engage in a project based around the theme 'Animals in Art' and produce a clay animal head towards the end of the rotation. They will explore the artwork of Henry Moore and Donna Sharman and create transcriptions based on the artists' work. They will have the opportunity to create their own independent research on an animal of their choice and create a moodboard on this to support their design work. Students will create a design idea of an animal head, in preparation for clay work. Each individual will make their own unique design in clay learning about how to use clay safely and effectively. Once the clay has been fired, students will have the opportunity to paint their animal head based on their designs influenced by the bright colourful work of Donna Sharman and the mark making techniques of Henry Moore.



## Enrichment

Live Competitions posted on the Schools Social Media website for all students to get involved in.

ADT Enrichment Google Classroom created for students to experiment and create additional pieces of work for fun. There are lots of choices for art students to be able to experiment with materials and techniques at home.

Other Enrichment opportunities will be advertised to the students in the first term as these are planned by ADT teachers.



## Homework

Students will be given knowledge organiser homework alongside research activities to support the project and design work.

Students have access to Knowledge Organisers to support them with home learning (20:20:20).

A subject drive has been created for all students so that they have access to all materials to help them at home. This is shared with students in lessons.



## Assessments

1. Mid point of unit
2. End point of unit

Please note that students have one 2 hour lesson per week and are given a week to complete independent homeworks. This is why the students are assessed mid way and at the end of the rotations so that they can make progress over a series of 2 hour lessons in the unit of work.

Students are marked in relation to the unit checklist (personalised learning checklist). It is communicated if they are Exceeding, Meeting or are Developing within the subject.



**'Every child is an artist. The problem is how to remain an artist once we grow up.'**

**- Pablo Picasso**



# TEXTILES - Year 7 - (All Rotations)

## Useful contacts / information

[hdepledge@brookvalegroby-tmet.uk](mailto:hdepledge@brookvalegroby-tmet.uk)

(Subject Lead (textiles) and Assistant Faculty Lead)

If you have any questions, please do not hesitate to contact your son/daughter's subject teacher or the Subject Lead



## What are we learning this year?

In year 7 we undertake a project where students look at the work of Lucienne Day and design their own repeat pattern on the computer. Students will complete the following tasks;

- Understanding the importance of Health and Safety
- Researching information around a topic
- Designing products to suit a theme
- Learning how to use a sewing machine
- Learning skills through the use of a sewing machine
- Producing a product to meet a given theme
- Trying to be independent in their learning
- Use of knowledge organiser and subsequent testing of their understanding



## Enrichment

Live Competitions posted on the Schools Social Media website for all students to get involved in.

ADT Enrichment Google Classroom created for students to experiment and create additional pieces of work for fun (these could be added into the Coursework Portfolio for additional marks/experimentation).

Extended Support available to support our students outside of lesson time with their design work so that they succeed in the subject.



## Homework

For homework, students are expected to complete revision of their knowledge organisers by revising the relevant section for the week and self testing in their planners. The sections expected to be learnt are posted in the Google Classroom. In the following lesson students will be quizzed using their Do Now sheets in lessons. Students have access to their Knowledge Organisers on the Google Classroom and if required can have a copy printed for them. A subject drive has been created for all students so that they have access to all materials to help them at home.



## Assessments

Students will be assessed in two areas in year 7, their written work and their practical work.

Written work consists of research, designing and evaluating throughout the project.

Practical work consists of any experimentation work they produce as well as the manufacture of their final product.

Students will be assessed as either exceeding, meeting or developing in relation to their work.



**'Creativity is intelligence having fun' - Albert Einstein**

# DRAMA



## Subject Newsletter - Year 7 - Roald Dahl

### Useful contacts / information

Laura Smith - Faculty Leader  
[lsmith@brookvalegroby.com](mailto:lsmith@brookvalegroby.com)

Adam Goodger - Assistant  
Faculty Leader  
[agoodger@brookvalegroby.com](mailto:agoodger@brookvalegroby.com)

Ruth Smith - Drama Teacher  
[rsmith@brookvalegroby.com](mailto:rsmith@brookvalegroby.com)



### What are we learning this term?

Students have begun a unit of work around Roald Dahl. This takes elements of his stories, poems and helps students explore ideas such as character, reconstructions, role play, narration, mime, script work and the use of Flashback as a storytelling technique. Students will explore several of his Revolting Rhymes, The BFG, Charlie and the Chocolate Factory and Matilda as part of the unit.



### Enrichment

**Junior Drama Club** - Monday  
lunchtime (Groby Theatre)



### Homework

Using the knowledge  
organiser to understand key  
terms

Watch live or recorded  
performance when they get  
the opportunity



### Assessments

Students are assessed throughout the 5  
basic skills plus their use of teamwork  
and effort. In the Darkwood Manor unit,  
Students will create a multi scene piece of  
theatre that tells their version of the  
Darkwood Manor story.

During the Roald Dahl unit, students will  
begin to develop a piece of performance  
that takes inspiration from the world of  
Willy Wonka and incorporate new  
characters and stories linked to what we  
already know from the original  
story.



**“Great theatre is about challenging how we think and encouraging us to fantasise about a world we aspire to.” – Willem Dafoe**



## Music - Year 7

### Useful contacts / information

To find out any information about our Music Curriculum or enrichment please contact

Laura Smith- Head of Performing Arts and Music subject Lead  
[lsmith@brookvalegroby-tmet.uk](mailto:lsmith@brookvalegroby-tmet.uk)



### What are we learning this term?

This term year 7 will be covering two topics.

Firstly we are completing an ensemble project where students will play in bands to perform a popular song. Students will get the opportunity to play the ukulele/keyboard or sing.

Later in the term students will be looking at how to use Music technology to compose a popular song. Students will be using loops to compose a song with a strong structure as well as looking at how to layer different instrument sounds together. We will also look at voice recording if students would like this extra challenge!



### Enrichment

[Music and Drama Clubs Summer Term](#)

**Performances**

**Summer Showcase 18th June 7pm**

### Homework

Knowledge Organiser Quizzes



### Assessments

Ensemble Performance

Bandlab song

End of year knowledge test



***Music is a world within itself with a language we all understand***

Stevie Wonder- Sir duke