


YEAR 7



Welcome to our Autumn Term Curriculum Newsletter.
In it you will find:

- An introduction to our progress team
- What is being studied in each subject this term

I hope you find this helpful. Even more information can be found on our website including our 5 or 7 year learning journeys.

Brookvale Groby Learning Campus

Ratby Road, Groby
Leicester | LE6 0FP

t. 0116 287 9921

e. reception@brookvalegroby-tmet.uk

w. www.brookvalegroby-tmet.uk

Principal: Mr W Teece

Progress at Brookvale Groby Learning Campus

We would like to thank you in advance for all the hard work and support you will be offering your child as they embrace this year's academic studies.

At school, your child's form tutor, teachers and the year heads will offer support. We also have a whole school progress team which includes:

Ms Dina Gajjar -KS3 Progress lead (yrs 7-9)	dgajjar@brookvalegroby-tmet.uk
Mr Jack Brownnett -KS4 Progress Leader (Yrs 10 and 11)	jbrownnett@brookvalegroby-tmet.uk
Miss Taz Johal - Assistant Headteacher, Raising Standards Leader	tjohal@brookvalegroby-tmet.uk
Ms Carol Hubbard - Deputy Headteacher, Progress and Curriculum	chubbard@brookvalegroby-tmet.uk

Year Head information:

Year 7 - Mrs Tina Rumming	trumming@brookvalegroby-tmet.uk
Year 8 - Ms Bethany Morrison	bmorrison@brookvalegroby-tmet.uk
Year 9 - Mrs Donna Bee	dbee@brookvalegroby-tmet.uk
Year 10 - Mrs Jo Clarke	jclarke@brookvalegroby-tmet.uk
Year 11 - Mrs Jayne Jordan	jjordan@brookvalegroby-tmet.uk

All tutor and teacher contacts can be found on the website.

As a team, we will be working with your child to help them make the best possible progress, develop their character and help them understand the importance of kindness and respect.



Music - Year 7

Useful contacts / information

To find out any information about our Music Curriculum or enrichment please contact

Laura Smith- Head of Performing Arts and Music subject Lead
lsmith@brookvalegroby-tmet.uk



What are we learning this term?

This term year 7 will be covering two topics. Our first topic will be looking at the Elements of Music. This topic focuses on all of the elements that make music what it is with activities focused on pitch, rhythm, melody etc.. The students will learn the acronym MAD T SHIRT where each letter represents a different element. This topic gives us the opportunity to see what the students already know and understand from their experiences from primary school.

We will then be moving on to looking at keyboard skills which will be the main instrument that students will use during KS3 to perform and compose. Students will be learning some notation basics, along with how to play a melody and simple chord progressions

We have also launched our singing curriculum where we aim to sing every lesson for 10 mins. We are starting with a song called 'Baikeli' which means Bicycle in Swahili. This is a song in two parts uses lots of chanting and call and response textures.



Enrichment

[Music and Drama Clubs Autumn Term](#)

Performances- Open Mic
November
Christmas Concert
December



Homework

Knowledge Organiser Quizzes

- Mad T Shirt (Elements of Music)
- Notation



Assessments

Baseline Assessment

Singing performances as a class

Classroom assessment of skills

Keyboard Performance



Music is a world within itself with a language we all understand

Stevie Wonder- Sir duke



ART - Year 7 - Animals in Art (Autumn Term)

Useful contacts / information

dlaw@brookvalegroby-tmet.uk

(Subject Lead and Assistant Faculty Lead)

[Smamo-curtis@brookvalegroby-tmet.u](mailto:Smamo-curtis@brookvalegroby-tmet.uk)

k
(Subject Teacher)

If you have any questions, please do not hesitate to contact your son/daughter's subject teacher or the Subject Lead



What are we learning this term?

Rotations 1 & 2 (Weeks 1-16):

Students will engage in a project based around the theme 'Animals in Art' and produce a clay animal head towards the end of the rotation. They will explore the artwork of Henry Moore and Donna Sharman and create transcriptions based on the artists' work. They will have the opportunity to create their own independent research on an animal of their choice and create a moodboard on this to support their design work. Students will create a design idea of an animal head, in preparation for clay work. Each individual will make their own unique design in clay learning about how to use clay safely and effectively. Once the clay has been fired, students will have the opportunity to paint their animal head based on their designs influenced by the bright colourful work of Donna Sharman and the mark making techniques of Henry Moore.



Enrichment

Live Competitions posted on the Schools Social Media website for all students to get involved in.

ADT Enrichment Google Classroom created for students to experiment and create additional pieces of work for fun. There are lots of choices for art students to be able to experiment with materials and techniques at home.

Other Enrichment opportunities will be advertised to the students in the first term as these are planned by ADT teachers.



Homework

Students will be given knowledge organiser homework alongside research activities to support the project and design work.

Students have access to Knowledge Organisers to support them with home learning (20:20:20).

A subject drive has been created for all students so that they have access to all materials to help them at home. This is shared with students in lessons.



Assessments

1. Mid point of unit
2. End point of unit

Please note that students have one 2 hour lesson per week and are given a week to complete independent homeworks. This is why the students are assessed mid way and at the end of the rotations so that they can make progress over a series of 2 hour lessons in the unit of work.

Students are marked in relation to the unit checklist (personalised learning checklist). It is communicated if they are Exceeding, Meeting or are Developing within the subject.



'Every child is an artist. The problem is how to remain an artist once we grow up.'

- Pablo Picasso



BCI - Year 7 - Computing (Autumn Term)

Useful contacts / information

Mrs H Knight

hknight@brookvalegroby-tmet.uk
(BCI - Faculty Leader)

Mr I King

iking@brookvalegroby-tmet.uk
(KS3 Computing Lead Teacher)

If you have any questions, please do not hesitate to contact your child's Computing Teacher, Subject Lead Teacher or Faculty Leader



What are we learning this term?

Topic 1: Digital Literacy

[Year 7 Computing KO Topic 1 - Digital Literacy.pdf](#)

- Basic computer skills
- Computer shortcuts
- File management
- File type for images
- Advanced search in google

Topic 2: PowerPoint & Hyperlinks

[Year 7 Computing KO Topic 2.pdf](#)

- Powerpoint - design, formatting and animation
- Powerpoint - transitions and hyperlinks

Year 7 Computing Personalised Learning Checklist:

[Year 7 Computing PLC.pdf](#)



Enrichment

Warhammer Club will run on a Friday after school and is being led by Mr King - iking@brookvalegroby-tmet.uk.

Scratch Coding Club is being led by Mr King iking@brookvalegroby-tmet.uk. Start date TBC.

Other Enrichment opportunities will be advertised to the students in the first term as these are planned by BCI teachers.



Homework

A weekly knowledge organiser quiz will take place in class. Therefore, students must use their knowledge organisers to focus on subject specific terminology that links to the current unit of study. Students should practise learning key computing words by completing a choice of 3 tasks set in their Google Classroom each week (evidenced in their student planner).

Revision for each end of unit assessment with use of the knowledge organiser for the unit.



Assessments

1. Topic 1: Digital Literacy end of unit google form assessment

2. Topic 2: PowerPoint & Hyperlinks end of topic project

Students are marked in relation to the unit checklist (personalised learning checklist). It is communicated if they are Exceeding, Meeting or are Developing within the subject during the term 1 reporting round.





TEXTILES - Year 7 - (All Rotations)

Useful contacts / information

hdepledge@brookvalegroby-tmet.uk

(Subject Lead (textiles) and Assistant Faculty Lead)

If you have any questions, please do not hesitate to contact your son/daughter's subject teacher or the Subject Lead



What are we learning this year?

In year 7 we undertake a project where students look at the work of Lucienne Day and design their own repeat pattern on the computer. Students will complete the following tasks;

- Understanding the importance of Health and Safety
- Researching information around a topic
- Designing products to suit a theme
- Learning how to use a sewing machine
- Learning skills through the use of a sewing machine
- Producing a product to meet a given theme
- Trying to be independent in their learning
- Use of knowledge organiser and subsequent testing of their understanding



Enrichment

Live Competitions posted on the Schools Social Media website for all students to get involved in.

ADT Enrichment Google Classroom created for students to experiment and create additional pieces of work for fun (these could be added into the Coursework Portfolio for additional marks/experimentation).

Extended Support available to support our students outside of lesson time with their design work so that they succeed in the subject.



Homework

For homework, students are expected to complete revision of their knowledge organisers by revising the relevant section for the week and self testing in their planners. The sections expected to be learnt are posted in the Google Classroom. In the following lesson students will be quizzed using their Do Now sheets in lessons. Students have access to their Knowledge Organisers on the Google Classroom and if required can have a copy printed for them. A subject drive has been created for all students so that they have access to all materials to help them at home.



Assessments

Students will be assessed in two areas in year 7, their written work and their practical work.


Written work consists of research, designing and evaluating throughout the project.

Practical work consists of any experimentation work they produce as well as the manufacture of their final product.

Students will be assessed as either exceeding, meeting or developing in relation to their work.



'Creativity is intelligence having fun' - Albert Einstein



History Newsletter - Year 7

Useful contacts / information

Rachael Gowdridge
Head of Faculty - Humanities
rgowdridge@brookvalegroby.com

Ana Hall
Head of History
ahall@brookvalegroby.com

Chloe Smith
Lead Teacher KS3- History
csmith@brookvalegroby.com



Year 7 are learning this term:

The Invaders: Students are learning about the various different groups that have invaded Britain, and thus make up Britain's cultural heritage. They will study Celts, Romans, Saxons, Vikings, and Normans.

Key Skills: Students will learn about causes and consequences, chronology, and how to describe well in History.



Enrichment

Students will have assemblies on Black History Month

There will be a Black History Month competition before half term.

History are also planning a Historical Bake Sale- where students can bake historical bakes or history themed bakes in aid of the Poppy Appeal



Homework

Students should complete Week 1 - 16 in their homework booklet. All work to be recorded in their booklet.

Teacher will check/reward/sanction History homework weekly

Please ensure your children are meeting deadlines.

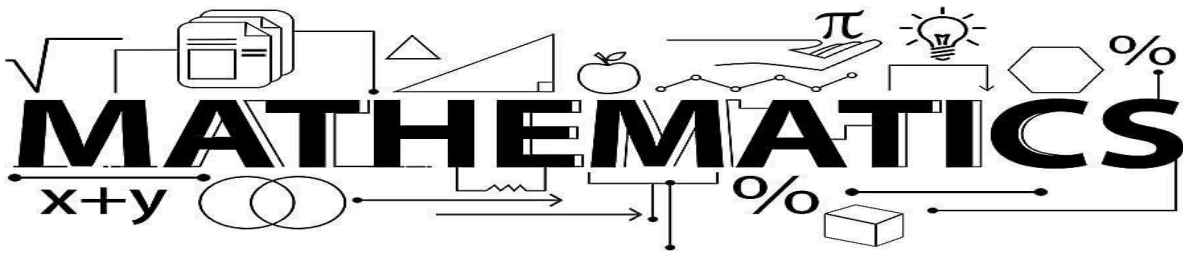


Assessments

Students complete a baseline assessment in early September

Their first Invaders assessment (on Celts, Romans and Saxons) will take place in weeks 11/12.





Mathematics Newsletter - Year 7 (Autumn Term)

Useful contacts / information

Paul McPherson - Faculty Leader
pmcpherson@brookvalegroby-tme.t.uk

Stephen Taylor-Fox - Assistant Faculty Leader (Lead Teacher for Key Stage 3)
staylor-fox@brookvalegroby-tmet.uk



What are we learning this term?

During the Autumn term we will be covering the following topics:

- Sequences
- Understand and use algebraic notation
- Equality and equivalence
- Place value, ordering integers and decimals
- Fraction, decimal and percentage equivalence
- Solving problems with addition & subtraction
- Solving problems with multiplication & division



Setting in Mathematics

Students have initially been set using their Key Stage 2 Mathematics scores. There are two sets for the most able (7R1/Ma and 7R2/Ma) and a set for those students requiring additional support (7S4/Ma). All other groups are mixed, middle ability groups.

Enrichment

Sparx Maths help club runs Monday, Tuesday, Thursday and Friday lunchtimes (1:30pm-1:50pm) in G03



Homework

Homework is set every Tuesday on [Sparx Maths](#)




Assessments

The Autumn assessment will take place during the week commencing Monday 17th November



**“Pure mathematics is, in its way, the poetry of logical ideas.”
– Albert Einstein**



Geography Newsletter - Year 7

Useful contacts / information

Rachael Gowdridge
Head of Faculty - Humanities
rgowdridge@brookvalegroby.com

Laura Seaton
Head of Geography and RS
lseaton@brookvalegroby.com



Year 7 are learning this term:

Unit 1: Geography and me - an intro to Geograph

- 1) The 3 types of Geography - Physical, Human and Environmental
- 2) Map symbols
- 3) How to read maps using grid references
- 4) How to describe the height of places using a map
- 5) To measure distance and size using scale



We will be focussing and using an Ordnance survey maps

Humanities Enrichment

Year 11 Geog:
Rivers in Carding Mill, Shropshire:
Monday 8th September 2025
Class D (LSE) and
Surnames A-M in class B (RGO)

Tuesday 9th September 2025
Class A (LPE) and
Surnames N-W in class B (RGO)

Year 11 Geog:
Urban regeneration in Birmingham City Centre:
Monday 29th September 2025
Class D (LSE) and
Surnames A-M in class B (RGO)

Tuesday 30th September 2025
Class A (LPE) and
Surnames N-W in class B (RGO)



Homework

Students should complete Week 1 - 16 in their homework booklet.

All work to be recorded in their booklet or in their planner.
Teacher will check/reward/sanction geography homework weekly


Please ensure your children are meeting deadlines.



Assessments

- 1) Retrieval practice and exam questions throughout the topics and homework
- 2) Midunit review on map skills
- 3) Map skills assessment





CaRE: Religious Education Newsletter - Year 7

Citizenship and Religious Education

Useful contacts / information

Rachael Gowdrige
Head of Faculty - Humanities
rgowdrige@brookvalegroby.com

Laura Seaton
Head of Geography and RS
Lseaton@brookvalegroby.com

Chloe Smith
Lead Teacher KS3- History & Citizenship
csmith@brookvalegroby.com



Year 7 are learning this term:

Unit 1: British Values

1. Identity and what makes a good Citizen?
2. British Values and Being British
3. Multiculturalism
4. Immigration
5. International Bodies
6. Aspects of British Society



Humanities Enrichment

Year 11 Geog:
Rivers in Carding Mill, Shropshire:
Monday 8th September 2025
Class D (LSE) and
Surnames A-M in class B (RGO)

Tuesday 9th September 2025
Class A (LPE) and
Surnames N-W in class B (RGO)

Year 11 Geog:
Urban regeneration in Birmingham City Centre:
Monday 29th September 2025
Class D (LSE) and
Surnames A-M in class B (RGO)


Tuesday 30th September 2025
Class A (LPE) and
Surnames N-W in class B (RGO)



Assessments

- 1) Retrieval practice throughout the topics
- 2) British values assessment





Design - Year 7 - Slottable Toy Project

Useful contacts / information

ctowers@brookvalegroby.com

cwright2@brookvalegroby.com

If you have any questions, please do not hesitate to contact your son/daughter's subject teacher or the Subject Lead



What are we learning this term?

Year 7 complete a 9/ 10 week project which results in students making a wooden slottable toy from plywood. All lessons and supporting material are available on your child's Google classroom.

Students learn how to:

Research wooden toys, produce moodboards and mindmaps, they analyse existing slottable toys, develop drawing skills, design and cardboard model their final idea, learn health and safety in the workshop, how to use tools and machinery correctly and how to evaluate their work. Students are usually in the workshop completing practical work for approx 5 weeks until the project is finished.



Enrichment

Live Competitions posted on the Schools Social Media website for all students to get involved in.

ADT Enrichment Google Classroom created for students to experiment and create additional pieces of work for fun (these could be added into the Coursework Portfolio for additional marks/experimentation).

Extended Support available to support our students outside of lesson time with their design work so that they succeed in the subject.



Homework

For homework, students are expected to complete lesson tasks. These are posted in the Google Classroom. Each homework for our topics are different but it is expected that all students are staying in line with our academic year calendar.

Students have access to Knowledge Organisers to support them with home learning which we use for the Do Now tasks at the start of each lesson.

A subject drive has been created for all students so that they have access to all materials to help them at home.



Assessments

Students' work is assessed half way through the project and then at the end. Students are given 'STAR TIME' to read through their teachers feedback, understand the targets set and then improve their existing work.

At the end of the project both the practical work and the design folder and marks and targets are given. These are targets that students should be working on in their next art, design and technology area. Students will be given a summative grading of developing, meeting or exceeding.



"Design is not just what it looks like and feels like. Design is how it works." - Steve Jobs, co-founder of Apple, Inc



English, Media and Library Year 7 (Autumn term)

Key Contacts

KS3 Lead: Lizzie Jones

ljones2@brookvalegroby-tmet.uk

Enrichment: Fran Nolan

fnolan@brookvalegroby-tmet.uk

Senior Faculty Lead: Amanda Bellamy

abellamy@brookvalegroby-tmet.uk

Reading Plus

- An online platform of texts designed for your child's reading level and interests
- One lesson a week consisting of 4 reading lessons and 1 vocabulary lesson
- Develops comprehension and fluency reading skills
- Supports enjoyment of reading widely and often

What are we learning this term?

Half Term 1

Overcoming the Monster

- A journey through literature including The Epic of Gilgamesh, Arabian Nights, The Ramayana and The Canterbury Tales
- Language and literary analysis
- Class reading
- Creative writing

Half Term 2

Spirited Away

- Audio-visual text and introduction to Media
- Understanding different cultures
- Narrative and character development
- Creative writing



Enrichment

- Summer reading challenge prizes
- Library inductions
- Look out for writing competitions throughout the year



Homework

Students have been given their A5 homework booklet to complete and return to class on the day their teacher has selected as 'homework check day'

Spellings related to the topic
Reading Plus completion
KO's are on Google Classroom



Assessments

Week commencing 8th September - Reading Plus Baseline assessment

Week commencing 10th November - creative writing using a visual stimulus



"Show me a family of readers, and I will show you the people who move the world."



Food - Year 7 - Health and Hygiene

Useful contacts / information

ebayne@brookvalegroby-tmet.uk

Subject lead

cdepledge@brookvalegroby-tmet.uk

Subject teacher

If you have any questions, please do not hesitate to contact your son/daughter's subject teacher or the Subject Lead



What are we learning this term?

Students start learning about health and safety in the kitchen.

This covers food, the kitchen environment, how to store food, food poisoning and personal hygiene. Students also develop an understanding of where our foods come from and of key nutrients.

Students complete various food planning activities and sensory analysis tasks.

Do-Now general knowledge is included in written lessons.

Students learn how to use basic knife skills and make a Fruit salad.

Students then move onto making scones, developing their cooking skills and understanding of the function of ingredients.

Making white sauce is next, which teaches students how to use the hob and how to thicken a sauce to boil and vegetables safely.

Oaty biscuits introduce students to the melting method and increasing fibre content of food.



Enrichment

An ADT Enrichment Google Classroom is created for students to use.

Students can adapt recipes to suit the needs of people at home.

Research new recipes and cook at home, bringing in pictures to display in school and gain rewards.

Competitions at various times of the year are held.



Homework

Students are responsible for making sure they have the correct ingredients and containers organised ready for practical food lessons. Recipe sheets are given out to students at the start of their rotation and are posted on the Google classroom. Recipes may be adapted to suit dietary needs. Students have access to Knowledge Organisers to support them with home learning (20:20:20) A subject drive has been created for all students so that they have access to all materials to help them at home. This is shared with students in lessons.



Assessments

A Midpoint assessment is made after week 3 and at the end of the rotation weeks.

Practical lessons are reviewed during each practical lesson and feedback given.

Students are marked in relation to the unit checklist (personalised learning checklist). It is communicated if they are Exceeding, Meeting or are Developing within the subject.



"No one is born a great cook, one learns by doing" - Julia Child



Languages Newsletter – Year 7 – Autumn 2025

Welcome to the first newsletter from the MFL Faculty. We would like to keep you up to date on everything we are learning and doing this half term. If you have any questions, please do not hesitate to contact us via email:

salban@brookvalegroby.com



What are we learning this term?

All languages: *Topic: Family and pets.*



Students will be learning how to structure their language learning, how to learn vocabulary and what good learning looks like. We will focus a lot on learning the basic phonics of the language they are studying. We will also learn how to talk about our family, including descriptions and opinions. We will introduce pets and various grammar patterns which occur along the way.

Knowledge Organiser – Retrieval learning

Weekly tests will be set and available to see on the Google Classroom.

French	Spanish
The tests are based on the following Knowledge Organiser	The tests are based on the following Knowledge Organiser
Students can also use their Quizlet Classroom to help practise for the weekly quizzes	Students can also use their Quizlet Classroom to help practise for the weekly quizzes

Enrichment

Spelling Bee: Students in year 7 will be learning the alphabet in their language lessons and will all get the opportunity to compete in the Language Spelling Bee. There will be a class competition and the winners will go through the school final. Parents will be able to come and watch the final – updates to follow!



Homework

Homework is set every week in all Languages.

This will be in the form of a vocabulary (spelling test). See *above for the list of words.*

There will also be revision for assessments at key points in the year.



Assessments

Week beginning 29th September – Phonics speaking assessment

Week beginning 8th December – Transcription assessment

Students will prepare for these in class, but can do some revision of the sounds at home – info on Google Classroom



“Knowledge of Languages is the doorway to wisdom” Roger Bacon



PHYSICAL EDUCATION



PE Curriculum Newsletter: Year 7

Useful contacts / information

Mr Brownnett

jbrownnett@brookvalegroby.com

Mr Leonard

jleonard@brookvalegroby.com

Mr Lord - Curriculum Leader

mlord@brookvalegroby.com

Miss Maclachlan

amaclachlan@brookvalegroby.com

Mrs Richardson

mrichardson@brookvalegroby.com

Mr Sharpe

msharpe@brookvalegroby.com

Mrs Wiles - Head of KS3 PE

lwiles@brookvalegroby.com

For updates on Twitter/X:
[@bglic_pe](https://twitter.com/bglic_pe)



What are we learning this term?

Students have two lessons a week and cover one particular activity for three weeks, so six lessons in total. Over the course of the Autumn term students in Year 7 will be covering some of the following activities: netball, football, basketball, gymnastics, Health Related Fitness, rugby and hockey.

Each lesson has a 'Know, Grow, Show' objective. The 'Know' objective links in with the rules and regulations of the activity, the 'Grow' objective focuses on LORIC values and the 'Show' objective links with skill and technique development.

We lose the Sports Hall in November for two weeks due to Year 11 mock exams, so students will be able to compete for their house in an activity of their choosing during this period.



Enrichment

The following clubs are open to all Year 7 students. Activities will change again after October half-term, so look out for the new timetable then.

Basketball - Wednesday lunch time in the Groby Sports Hall.

Girls Netball - Tuesday after school until 4:15pm.

Football - Boys on a Wednesday and Girls on a Thursday after school until 4:15pm.



Homework

Each student will have a rules quiz to complete for homework at the end of each activity block of 6 lessons. These rules quizzes are posted on each group's Google Classroom and are completed digitally using Google Forms. The results from these quizzes allow us to assess students under the 'Know' strand of our assessment policy.



Assessments

We assess students in PE at the end of each activity block. We assess them in three areas:
'Know' - knowledge of rules and regulations.
'Grow' - demonstrating LORIC character values.
'Show' - the ability to perform activity specific skills and tactics under competitive pressure.



'I've failed over and over and over again in my life and that is why I succeed.'
Michael Jordan



Science Newsletter - Year 7

Useful contacts / information

Helen Hawke - Faculty Leader
hhawke@brookvalegroby.com

Dina Gajjar - Asst Faculty Leader (KS3 link / Progress Lead)
dgajjar@brookvalegroby.com

Ross Dixey - Asst Faculty leader (Tassomai link)
rdixey@brookvalegroby.com



What are we learning this term?

Organisms 1 - Movement (explore how the skeletal system and muscular system work together to cause movement) **and cells** (identify the principal feature of cells and describe their function)

Forces 1 - Speed (investigate variables on the speed of a car rolling down a slope) **and gravity** (explain the link between gravity and the distance between objects)

Matter 1 - particle model (use models models to investigate the relationship between the properties of a material and th arrangement of particles) **and separating mixtures** (devise ways to a separate mixtures, based on their properties)



Enrichment

Science club



Homework

Science - 3 daily goals on Tassomai



Assessments

End of module tests for all modules



“Scientists have become the bearers of the torch of discovery in our quest for knowledge.” – Stephen Hawking



Lifeskills Newsletter - Year 7

Personal, Social, Health and Relationships Education

Useful contacts / information

Beth Rumming

Head of Faculty - Lifeskills and
Careers

brumming@brookvalegroby-tmet.uk



Year 7 are learning this term:

1. Skills to transition into Secondary Education
2. Respectful behaviours
3. What is mental health?
4. Anti-bullying
5. Healthy phone use and communication online
6. Travel safety
7. Making healthy choices: Food and Sleep

Lifeskills Enrichment

The lifeskills curriculum fits into the whole school Personal Development offer and is enriched by the LORIC tutor time programme and assemblies throughout the year which build upon themes covered in Lifeskills lessons throughout the 5 year course.

Homework

Whilst there is no compulsory homework for Lifeskills, students are encouraged to take an interest in the news to keep up to date with current affairs so that they can make informed decisions .



Assessments

- 1) Google Quiz before the end of term

