


# YEAR 8



Welcome to our Spring Term Curriculum Newsletter.  
In it you will find:

- An introduction to our progress team
- What is being studied in each subject this term

I hope you find this helpful. Even more information can be found on our website including our 5 or 7 year learning journeys.



## Brookvale Groby Learning Campus

Ratby Road, Groby  
Leicester | LE6 0FP

t. 0116 287 9921

e. [reception@brookvalegroby-tmet.uk](mailto:reception@brookvalegroby-tmet.uk)

w. [www.brookvalegroby-tmet.uk](http://www.brookvalegroby-tmet.uk)

**Principal:** Mr W Teece

### Progress at Brookvale Groby Learning Campus

We would like to thank you in advance for all the hard work and support you will be offering your child as they embrace this year's academic studies.

At school, your child's form tutor, teachers and the year heads will offer support. We also have a whole school progress team which includes:

Ms Dina Gajjar -KS3 Progress lead (yrs 7-9)

[dgajjar@brookvalegroby-tmet.uk](mailto:dgajjar@brookvalegroby-tmet.uk)

Mr Jack Brownnett -KS4 Progress Leader (Yrs 10 and 11)

[jbrownnett@brookvalegroby-tmet.uk](mailto:jbrownnett@brookvalegroby-tmet.uk)

Miss Taz Johal - Assistant Headteacher, Raising Standards Leader

[tjohal@brookvalegroby-tmet.uk](mailto:tjohal@brookvalegroby-tmet.uk)

Ms Carol Hubbard - Deputy Headteacher, Progress and Curriculum

[chubbard@brookvalegroby-tmet.uk](mailto:chubbard@brookvalegroby-tmet.uk)

#### Year Head information:

Year 7 - Mrs Tina Rumming

[trumming@brookvalegroby-tmet.uk](mailto:trumming@brookvalegroby-tmet.uk)

Year 8 - Ms Bethany Morrison

[bmorrison@brookvalegroby-tmet.uk](mailto:bmorrison@brookvalegroby-tmet.uk)

Year 9 - Mrs Donna Bee

[dbee@brookvalegroby-tmet.uk](mailto:dbee@brookvalegroby-tmet.uk)

Year 10 - Mrs Jayne Jordan

[jjordan@brookvalegroby-tmet.uk](mailto:jjordan@brookvalegroby-tmet.uk)

Year 11 - Mrs Jo Clarke

[jclarke@brookvalegroby-tmet.uk](mailto:jclarke@brookvalegroby-tmet.uk)

All tutor and teacher contacts can be found on the website.

As a team, we will be working with your child to help them make the best possible progress, develop their character and help them understand the importance of kindness and respect.



## Subject Newsletter - Year 8 - (Spring term)

### Useful contacts / information

Helen Hawke - Faculty Leader  
[hhawke@brookvalegroby.com](mailto:hhawke@brookvalegroby.com)

Dina Gajjar - Asst Faculty Leader (KS3 link / Progress Lead)  
[dgajjar@brookvalegroby.com](mailto:dgajjar@brookvalegroby.com)

Ross Dixey - Asst Faculty leader (Tassomai link)



### What are we learning this term?

**Electromagnets 1 - Voltage and resistance** (Compare the voltage drop across resistors connected in series in a circuit) and **current** (Compare and explain current flow in different parts of a parallel circuit)

**Genes 2 - Evolution** (Review the evidence for theories about how a particular species went extinct and **inheritance** (Model the inheritance of a specific trait and explore the variation in the offspring produced)

**Earth 2 - Climate** (Investigate the contribution that natural and human chemical processes make to our carbon dioxide emissions) and **Earth resources** (Predict the method used for extracting a metal based on its position in the reactivity series)



**Revision for the year 8 exam**

### Enrichment

16th - 20th March British Science week Assemblies  
Poster competition  
Engineering Masterclass



### Homework

Science - 3 daily goals on Tassomai



### Assessments

End of module tests for all modules  
Revision for Year 8 exams (20th - 24th April)



**“Nothing in life is to be feared, it is only to be understood. Now is the time to understand more, so that we may fear less.” – Marie Curie**



# ART - Year 8 - Mexican Folk Art (Spring Term)

## Useful contacts / information

[dlaw@brookvalegroby.com](mailto:dlaw@brookvalegroby.com)

(Subject Lead and Assistant Faculty Lead)

[JSheeran@brookvalegroby.com](mailto:JSheeran@brookvalegroby.com)

(Subject Teacher)

If you have any questions, please do not hesitate to contact your son/daughter's subject teacher or the Subject Lead



## What are we learning this term?

Rotations 2 & 3 (Weeks 17-27):

Students will engage in a project based around the theme of 'Mexican Folk Art'. They will develop their knowledge of the subject and carry out research in preparation for creating a moodboard, this will involve researching the types of images/artefacts they wish to look at for inspiration. Students' will be taught the skills in observation drawing using the grid method and create a realistic tonal drawing. Following inspirations from the work created, they will create initial design ideas and a final design. This will lead to a more substantial piece of work in the form of a personal response, which will be created over a number of weeks. Students will be encouraged to work with a range of varied materials, which could include; paint, coloured pencil crayons, biro and collage materials.



## Enrichment

Live Competitions posted on the Schools Social Media website for all students to get involved in.

ADT Enrichment Google Classroom created for students to experiment and create additional pieces of work for fun. There are lots of choices for art students to be able to experiment with materials and techniques at home.

Other Enrichment opportunities will be advertised to the students in the first term as these are planned by ADT teachers.



## Homework

Students will be given knowledge organiser homework alongside research activities to support the project and design work.

Students have access to Knowledge Organisers to support them with home learning (20:20:20).

A subject drive has been created for all students so that they have access to all materials to help them at home. This is shared with students in lessons.



## Assessments

1. Mid point of unit
2. End point of unit

Please note that students have one 2 hour lesson per week and are given a week to complete independent homeworks. This is why the students are assessed mid way and at the end of the rotations so that they can make progress over a series of 2 hour lessons in the unit of work. Students are marked in relation to the unit checklist (personalised learning checklist). It is communicated if they are Exceeding, Meeting or are Developing within the subject.



**'I don't paint dreams or nightmares, I paint my own reality' - Frida Kahlo**



## TEXTILES - Year 8 - (All Rotations)

### Useful contacts / information

[hdepledge@brookvalegroby-tmet.uk](mailto:hdepledge@brookvalegroby-tmet.uk)

(Subject Lead (textiles) and Assistant Faculty Lead)

[jsheerin@brookvalegroby-tmet.uk](mailto:jsheerin@brookvalegroby-tmet.uk)

Jade Sheerin

(Teacher of textiles)

If you have any questions, please do not hesitate to contact your son/daughter's subject teacher or the Subject Lead



### What are we learning this term?

In year 8 we undertake a Pablo Picasso inspired graphical textiles project where students investigate the work of the artist before designing and making a cushion cover using a variety of textiles and graphical skills and techniques.

Student will complete the following tasks;

- Researching information around a topic
- Designing products to suit a theme
- Developing and improving skills and techniques in textiles from those learnt in Year 7
- Producing a product for a specific theme
- Developing independence in their learning
- Use of knowledge organiser and testing of understanding



### Enrichment

Live Competitions posted on the Schools Social Media website for all students to get involved in.

ADT Enrichment Google Classroom created for students to experiment and create additional pieces of work for fun (these could be added into the Coursework Portfolio for additional marks/experimentation).

Extended Support available to support our students outside of lesson time with their design work so that they succeed in the subject.



### Homework

For homework, students are expected to complete revision of their knowledge organisers by revising the relevant section for the week and self testing in their planners. The sections expected to be learnt are posted in the Google Classroom. In the following lesson students will be quizzed using their Do Now sheets in lessons. Students have access to their Knowledge Organisers on the Google Classroom and if required can have a copy printed for them. A subject drive has been created for all students so that they have access to all materials to help them at home.



### Assessments

Students will be assessed in two areas in year 8, their written work and their practical work.

Written work consists of research, designing and evaluating throughout the project.

Practical work consists of any experimentation work they produce as well as the manufacture of their final product.

Students will be assessed as either exceeding, meeting or developing in relation to their work.



**'Make it simple but significant'** - Don Draper



# Food - Year 8 - Nutrition

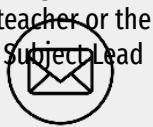
## Useful contacts / information

[ebrayne@brookvalegroby-tmet.uk](mailto:ebrayne@brookvalegroby-tmet.uk)

Subject Lead

[cdepledge@brookvalegroby-tmet.uk](mailto:cdepledge@brookvalegroby-tmet.uk)

If you have any questions, please do not hesitate to contact your son/daughter's subject teacher or the Subject Lead



## What are we learning this term?

During this rotation students will learn about health and safety in the food room and hygiene practices.

Students will learn about the Eatwell guide and how to make healthy choices.

Students will complete a product analysis activity relating to soup as well as completing product costings and ingredients research.

Nutritional needs of specific groups are considered and special diets for different food choices and medical conditions are researched.

Dietary guidelines and healthy eating are also considered.

Do-now general knowledge is included in written lessons

During this rotation students will produce various dishes. Pizza, Cheesecake, Soup and a Fruit plait. These dishes provide students with the opportunity to develop skills such as weighing, measuring, chopping, shaping, peeling, whisking, melting, rubbing in, sieving, segmenting, slicing and blending.

Students are also looking at nutritional analysis and alternative proteins and will make an alternative protein shepherd's pie.

Cooking skills are extended in year 8 through these recipes.



## Enrichment

An ADT Enrichment Google Classroom created for students.

Students can adapt recipes to suit the needs of people at home.

Research new recipes and cook at home, bringing in pictures to display in school and gain rewards.

Competitions at various times of the year are held.



## Homework

Students are responsible for making sure they have the correct ingredients and containers organised ready for practical food lessons. Recipes are given out to students the week before and are posted on the Google classroom. Recipes may be adapted to suit dietary needs.

Students have access to Knowledge Organisers to support them with home learning (20:20:20)

A subject drive has been created for all students so that they have access to all materials to help them at home. This is shared with students in lessons.



## Assessments

A Mid-point assessment is made at week 5 and at the end of the rotation weeks 9 or 10.

Practical lessons are reviewed during each practical lesson and feedback given.

Students are marked in relation to the unit checklist (personalised learning checklist). It is communicated if they are Exceeding, Meeting or are Developing within the subject.



**"No one is born a great cook, one learns by doing" - Julia Child**



# Languages Newsletter – Year 8 – Spring 2026

Welcome to the latest newsletter from the MFL Faculty. We would like to keep you up to date on everything we are learning and doing this half term. If you have any questions, please do not hesitate to contact us via email:

[salban@brookvalegraby.com](mailto:salban@brookvalegraby.com)



## What are we learning this term?



*French & German: Carnival, TV and Music.* Students will learn about traditional festivals, make masks and learn how to give extended opinions on their music and TV tastes.

*Spanish: School, TV & Music.* Students will learn how to describe their school day and how to give extended opinions on their music and TV tastes.

## Knowledge Organiser – Retrieval learning

Weekly tests will be set and available to see on the Google Classroom.

French single language	German single language	Spanish single language
The tests are based on the following <a href="#">knowledge organiser</a>	The tests are based on the following <a href="#">Knowledge Organiser</a>	The tests are based on the following <a href="#">Knowledge Organiser</a>
Students can also use their <a href="#">Quizlet Classroom</a> to help practise for the weekly quizzes	Students can also use their <a href="#">Quizlet Classroom</a> to help practise for the weekly quizzes.	Students can also use their <a href="#">Quizlet Classroom</a> to help practise for the weekly quizzes

### Enrichment

#### Festivals:

Students in year 8 will be learning about the cultural aspects of the language. The topic will end with mask making in the traditional style.



### Homework

Homework is set every week in all Languages.

This will be in the form of a vocabulary (spelling test). See *above for the list of words.*

There will also be revision for assessments at key points in the year.



### Assessments


Week beginning 5<sup>th</sup> January – Reading & Writing assessment (Spanish only)

Week beginning 26<sup>th</sup> January – Reading assessment (German only)

Week beginning 2<sup>nd</sup> March – Transcription (all langs)



**“One language sets you in a corridor for life. Two languages open every door along the way.”**



## Year 8 **CaRE** **C**itizenships **a**nd **R**eligious **E**ducation Newsletter Spring term

### Useful contacts / information

Rachael Gowdrige  
Head of Faculty - Humanities  
[rgowdrige@brookvalegroby.com](mailto:rgowdrige@brookvalegroby.com)

Laura Seaton  
Head of Geography and RS  
[Lseaton@brookvalegroby.com](mailto:Lseaton@brookvalegroby.com)

Dan Tagg  
Head of KS3 History and  
Citizenship  
[Dtagg@brookvalegroby.com](mailto:Dtagg@brookvalegroby.com)



### Year 8 are learning this term:

Unit 2: Ethics: How do we know what is 'good'?

1. The nature of human goodness
2. Deontology and Immanuel Kant
3. Teleology and utilitarianism
4. Situation ethics
5. Virtue ethics
6. Suffering and compassion



### Humanities Enrichment


- Holocaust memorial day
- LGBTQ+ assemblies
- Year 6-7 transition event for Geog and History (volunteers needed)
- Year 8 Iceland trip
- Year 9 Osmington Bay PGL Geography residential



### Assessments

- 1) Ethics assessment
- 2) Continued retrieval assessment throughout





## Geography Newsletter - Spring term

### Useful contacts / information

Rachael Gowdridge  
Head of Faculty - Humanities  
[rgowdridge@brookvalegroby.com](mailto:rgowdridge@brookvalegroby.com)

Laura Seaton  
Head of Geography and RS  
[Lseaton@brookvalegroby.com](mailto:Lseaton@brookvalegroby.com)



### Year 8 are learning this term:

#### Unit 2: Middle East

- Location of the Middle East
- Physical features of the Middle East
- Climate
- Resources - water and oil
- Where do people live
- Conflict
- Sustainability



### Humanities Enrichment

- Holocaust memorial day
- LGBTQ+ assemblies
- Year 6-7 transition event for Geog and history (volunteers needed)
- Year 8 Iceland trip
- Year 9 Osmington Bay PGL geography residential



### Homework

Students should complete Week 17-27 in their homework booklet. All work to be recorded in their booklet. Teacher will check/reward/sanction geography homework weekly

**Please ensure your children are meeting deadlines.**



### Assessments

- 1) Mid-unit review
- 2) Ongoing recall in lessons
- 3) Middle East formal assessment





# PHYSICAL EDUCATION



## PE Curriculum Newsletter: Year 8 - Spring Term

### Useful contacts / information

Mr Brownett

[jbrownett@brookvalegroby.com](mailto:jbrownett@brookvalegroby.com)

Mr Leonard

[jleonard@brookvalegroby.com](mailto:jleonard@brookvalegroby.com)

Mr Lord - Curriculum Leader

[mlord@brookvalegroby.com](mailto:mlord@brookvalegroby.com)

Miss Maclachlan

[amaclachlan@brookvalegroby.com](mailto:amaclachlan@brookvalegroby.com)

Mrs Richardson

[mrichardson@brookvalegroby.com](mailto:mrichardson@brookvalegroby.com)

Mr Sharpe

[msharpe@brookvalegroby.com](mailto:msharpe@brookvalegroby.com)

Mrs Wiles - Head of KS3 PE

[lwiles@brookvalegroby.com](mailto:lwiles@brookvalegroby.com)



For updates on Twitter/X: @bglc\_pe

### What are we learning this term?

Students have two lessons a week and cover one particular activity for three weeks, so six lessons in total. Over the course of the Spring term students in Year 8 will be covering some of the following activities: football, basketball, gymnastics, badminton, hockey, netball, rounders, softball and Health Related Fitness.

Each lesson has a 'Know, Grow, Show' objective. The 'Know' objective links in with the rules and regulations of the activity, the 'Grow' objective focuses on LORIC values and the 'Show' objective links with skill and technique development. As the winter weather is upon us can you please ensure that all students bring their PE hoodie to lessons. They are welcome to wear extra layers underneath the hoodie, if appropriate.



### Enrichment

The following clubs are open to all Year 8 students. Activities will change again after Easter, so look out for the new timetable then.

**Badminton** - Tuesday after school until 4:15pm in the Sports Hall

**Basketball** - Wednesday after school until 4:15pm in the Sports Hall.

**Girls Futsal** - Thursday after school until 4:15pm

**Rugby Union** - Tuesday after school until 4:15pm.



### Homework

Each student will have a rules quiz to complete for homework at the end of each activity block of 6 lessons. These rules quizzes are posted on each group's Google Classroom and are completed digitally using Google Forms. The results from these quizzes allow us to assess students under the 'Know' strand of our assessment policy.



### Assessments

We assess students in PE at the end of each activity block. We assess them in three areas:

**'Know'** - knowledge of rules and regulations.

**'Grow'** - demonstrating LORIC character values.

**'Show'** - the ability to perform activity specific skills and tactics under competitive pressure.



**'If my mind can conceive it and my heart can believe it - then I can achieve it'**  
**Muhammad Ali**



# English, Media and Library Year 8 (Spring term)

## Key Contacts

KS3 Lead: Lizzie Jones

[ljones2@brookvalegroby-tmet.uk](mailto:ljones2@brookvalegroby-tmet.uk)

Enrichment: Fran Nolan

[fnolan@brookvalegroby-tmet.uk](mailto:fnolan@brookvalegroby-tmet.uk)

Senior Faculty Lead: Amanda Bellamy

[abellamy@brookvalegroby-tmet.uk](mailto:abellamy@brookvalegroby-tmet.uk)

## Reading Plus

- An online platform of texts designed for your child's reading level and interests
- One lesson a week consisting of 4 reading lessons and 1 vocabulary lesson
- Develops comprehension and fluency reading skills
- Supports enjoyment of reading widely and often

## What are we learning this term?

### Half Term 1

#### *Watching the detective - Crime Fiction*

- literary genre study
- language and literary analysis
- creative writing

### Half Term 2

#### *Generations: Poetry of Family*

- Exploring thoughts and emotions through poetry
- Investigating connections through relatives
- Writing accurately to express emotion
- Language and structure analysis



## Enrichment

- Library book talks
- Thursday 5th March - World Book Day
- Look out for writing competitions throughout the year



## Homework

Students have been given their A5 homework booklet to complete and return to class on the day their teacher has selected as 'homework check day'

Spellings related to the topic  
Reading Plus completion  
KO's are on Google Classroom



## Assessments

Week commencing 19th January - Reading Plus Baseline assessment

Week commencing 9th February - Speaking and Listening - writing a podcast



*"Show me a family of readers, and I will show you the people who move the world."*



## Music - Year 8

### Useful contacts / information

To find out any information about our Music Curriculum or enrichment please contact

Laura Smith- Head of Performing Arts and Music subject Lead  
[lsmith@brookvalegroby-tmet.uk](mailto:lsmith@brookvalegroby-tmet.uk)



### What are we learning this term?

This term year 8 are going to be looking at improvisation and what this means in Music. During this topic we will explore how musicians improvise and students will be developing their own improvisation skills. This unit will look at a variety of styles but will have focus on Jazz and Blues.

Students will continue to master their keyboard technique throughout this unit, developing both their performance and composition skills.



### Enrichment

[Music and Drama Clubs Spring Term](#)

Performances  
Frozen Jr  
24th-26th March



### Homework

Knowledge Organiser Quizzes on Blues and notation.



### Assessments


Ongoing Keyboard Performance

Ensemble Blues Performance and composition

Termly knowledge tests



***Music is a world within itself with a language we all understand***



## History Newsletter - Year 8 - Spring Term

### Useful contacts / information

Rachael Gowdridge  
Head of Faculty - Humanities  
[rgowdridge@brookvalegroby.com](mailto:rgowdridge@brookvalegroby.com)

Ana Hall  
Head of History  
[ahall@brookvalegroby.com](mailto:ahall@brookvalegroby.com)

Chloe Smith  
Lead Teacher KS3- History  
[csmith6@brookvalegroby.com](mailto:csmith6@brookvalegroby.com)



### Year 8 are learning this term:

**A Shift in Power:** Students are learning about the Stuarts and Gunpowder Plot, and the English Civil War. They will then study the Industrial Revolution, and the Whitechapel Murders, which begins underrepresented groups!

**Key Skills Covered:** Students will be continuing understanding of describing and explaining causes and consequence, as well as working on analysis of primary sources and interpretations.



### Enrichment

Students will have assemblies on Holocaust Memorial Day and opportunities to get involved in commemorative activities.

Students will also have an opportunity to celebrate Women's History month and International Women's Day on the 8th March.



### Homework

Students should complete their homework booklet - revision and comprehension tasks.

Teacher will check/reward/sanction History homework weekly

**Please ensure your children are meeting deadlines.**



### Assessments

Students will complete assessments on

First: Tudor England

Second: The English Civil War and Industrial Revolution.



# DRAMA



## Drama Newsletter - Year 8 - Scary Play

### Useful contacts / information

Laura Smith - Faculty Leader  
[lsmith@brookvalegroby.com](mailto:lsmith@brookvalegroby.com)

Adam Goodger - Assistant Faculty Leader  
[agoodger@brookvalegroby.com](mailto:agoodger@brookvalegroby.com)

Ruth Smith - Drama Teacher  
[rsmith@brookvalegroby.com](mailto:rsmith@brookvalegroby.com)



### What are we learning this term?

Students will complete the unit of work on Pantomime in the first few weeks of term before moving in.

Students will be studying a script entitled "Scary Play". The story follows a group of children who visit an abandoned house where not everything is as it seems.

Students will be beginning to understand how status can affect a character in a play and how this can change as the character's situation changes. They will also be looking at understanding more about a character's personality through the use of Role on the Wall. Through reading the play, students will begin to develop their script analysis skills and how this can help to develop character.

Students will also look at production skills and consider how technical theatre elements can help to develop tension in a performance.



### Enrichment

**Junior Drama Club** - Monday lunchtime (Groby Theatre)

**School Production Rehearsals** - Tuesday and Wednesday after school (Groby Theatre)



### Homework

Using the knowledge organiser to understand key terms

Watch live or recorded performance when they get the opportunity



### Assessments

Students are assessed throughout the 5 basic skills plus their use of teamwork and effort. Students will complete a final assessment focusing on a range of Physical Theatre skills.



**"As far as I'm concerned all theatre is physical." - Simon McBurney**



# BCI - Year 8 - Computing (Spring Term)

## Useful contacts / information

**Mrs H Knight**

[hknight@brookvalegroby-tmet.uk](mailto:hknight@brookvalegroby-tmet.uk)  
(BCI - Faculty Leader)

**Mr I King**

[iking@brookvalegroby-tmet.uk](mailto:iking@brookvalegroby-tmet.uk)  
(KS3 Computing Lead Teacher)

If you have any questions, please do not hesitate to contact your child's Computing Teacher, Subject Lead or Faculty Leader



## What are we learning this term?

**Topic 2: Python Programming** [Year 8 Computing Unit 3 - Programming KO](#)

- Inputs and Outputs
- Data Types
- Simple Selection

**Topic 3: Ethics and E-Safety** [Year 8 Computing Unit 2 - Computing Ethics KO.pdf](#)

- How to use the internet and social media safely
- Understanding laws
- Good/bad use of personal data
- Complete Online Safety Certificate

Data Protection, computer misuse and cybersecurity.



**Year 8 Computing Personalised Learning Checklist:**  
[Year 8 Computing PLC.pdf](#)

**Digital Learning Resources:**  
[Childline Cyberbullying Advice](#)  
[Trinket Python Programming](#)

## Enrichment

Warhammer Club will run on a Friday after school and will run from 15:30-16:45 and is being led by [iking@brookvalegroby-tmet.uk](mailto:iking@brookvalegroby-tmet.uk).

Scratch Coding Club is being led by Mr King [iking@brookvalegroby-tmet.uk](mailto:iking@brookvalegroby-tmet.uk). Start date TBC.

Other Enrichment opportunities will be advertised to the students in the first term as these are planned by BCI teachers.



## Homework

A weekly knowledge organiser quiz will take place in class. Therefore, students must use their knowledge organisers to focus on subject specific terminology that links to the current unit of study. Students should practise learning key computing words by completing a choice of 3 tasks set in their Google Classroom each week (evidenced in their student planner).

Revision for each end of unit assessment with use of the knowledge organiser for the unit and BBC Bitesize Computing resources.




## Assessments

**Topic 2: Python Programming end of unit google form assessment**

**Topic 3: Ethics and E-Safety - Online Safety Certificate**

Students are marked in relation to the unit checklist (personalised learning checklist). It is communicated if they are Exceeding, Meeting or are Developing within the subject during the term 2 reporting round.





# Mathematics Newsletter - Year 8 (Spring term)

## Useful contacts / information

Paul McPherson - Faculty Leader  
[pmperson@brookvalegroby-tme.t.uk](mailto:pmperson@brookvalegroby-tme.t.uk)

Stephen Taylor-Fox - Assistant Faculty Leader (Lead Teacher for Key Stage 3)  
[staylor-fox@brookvalegroby-tmet.uk](mailto:staylor-fox@brookvalegroby-tmet.uk)



## What are we learning this term?

During the Autumn term we will be covering the following topics:

- Indices
- Fractions & percentages
- Standard index form
- Number sense
- Angles in parallel lines & polygons
- Area of trapezia & circles



## Setting in Mathematics

Students have been set based on their Assessment scores throughout Year 7. There are two sets for the most able (8R1/Ma and 8R2/Ma) and a set for those students requiring additional support (8S4/Ma). All other groups are mixed, middle ability groups..

### Enrichment

Sparx Maths help club runs Monday, Tuesday, Thursday and Friday lunchtimes (1:30pm-1:50pm) in G03



### Homework

Homework is set every Wednesday on [Sparx Maths](#)



### Assessments

The Spring assessment will take place during the week commencing Monday 23rd February



**“Pure mathematics is, in its way, the poetry of logical ideas.”  
– Albert Einstein**



## Lifeskills Newsletter - Year 8

Personal, Social, Health and Relationships Education

### Useful contacts / information

Beth Rumming  
Head of Faculty - Lifeskills and  
Careers

[brumming@brookvalegroby-tmet.uk](mailto:brumming@brookvalegroby-tmet.uk)



### Year 8 are learning this term:

1. First Aid
2. Bleeding and breathing
3. Media influences on body image
4. Introduction to RSE
5. Skills builder: managing distractions

### Lifeskills Enrichment

The lifeskills curriculum fits into the whole school Personal Development offer and is enriched by the LORIC tutor time programme and assemblies throughout the year which build upon themes covered in Lifeskills lessons throughout the 5 year course.

### Homework


Whilst there is no compulsory homework for Lifeskills, students are encouraged to take an interest in the news to keep up to date with current affairs so that they can make informed decisions .



### Assessments

- 1) Google Quiz before the end of term





# Design - Year 8 - Table Top Game.

## Useful contacts / information

[ctowers@brookvalegroby.com](mailto:ctowers@brookvalegroby.com)

[cwright2@brookvalegroby.com](mailto:cwright2@brookvalegroby.com)

If you have any questions, please do not hesitate to contact your son/daughter's subject teacher or the Subject Lead



## What are we learning this term?

Year 8 complete a 9/ 10 week project which results in students making a wooden table top game from plywood. All lessons and supporting material are available on your child's Google classroom.

### Students learn how to:

Research game themes, produce moodboards and mindmaps, they analyse possible backgrounds, develop drawing skills, design and cardboard model their final idea, learn health and safety in the workshop, how to use tools and machinery correctly and how to evaluate their work. Students are usually in the workshop completing practical work for approx 5 weeks until the project is finished.



## Enrichment

Live Competitions posted on the Schools Social Media website for all students to get involved in.

ADT Enrichment Google Classroom created for students to experiment and create additional pieces of work for fun (these could be added into the Coursework Portfolio for additional marks/experimentation).

Extended Support available to support our students outside of lesson time with their design work so that they succeed in the subject.



## Homework

For homework, students are expected to complete lesson tasks. These are posted in the Google Classroom. Each homework for our topics are different but it is expected that all students are staying in line with our academic year calendar.

Students have access to Knowledge Organisers to support them with home learning which we use for the Do Now tasks at the start of each lesson.

A subject drive has been created for all students so that they have access to all materials to help them at home.



## Assessments

Students' work is assessed half way through the project and then at the end. Students are given 'STAR TIME' to read through their teachers feedback, understand the targets set and then improve their existing work.

At the end of the project both the practical work and the design folder and marks and targets are given. These are targets that students should be working on in their next art, design and technology area. Students will be given a summative grading of developing, meeting or exceeding.



"Design is not just what it looks like and feels like.  
Design is how it works." - Steve Jobs, co-founder of Apple, Inc