


YEAR 9



Welcome to our Summer Term Curriculum Newsletter.
In it you will find:

- An introduction to our progress team
- What is being studied in each subject this term

I hope you find this helpful. Even more information can be found on our website including our 5 or 7 year learning journeys.

Progress at Brookvale Groby Learning Campus

We would like to thank you in advance for all the hard work and support you will be offering your child as they embrace this year's academic studies.

At school, your child's form tutor, teachers and the year heads will offer support. We also have a whole school progress team which includes:

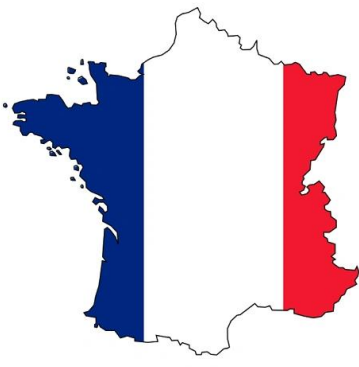
Ms Dina Gajjar -KS3 Progress lead (yrs 7-9)	dgajjar@brookvalegroby-tmet.uk
Mr Jack Brownnett -KS4 Progress Leader (Yrs 10 and 11)	jbrownnett@brookvalegroby-tmet.uk
Miss Taz Johal - Assistant Headteacher, Raising Standards Leader	tjohal@brookvalegroby-tmet.uk
Ms Carol Hubbard - Deputy Headteacher, Progress and Curriculum	chubbard@brookvalegroby-tmet.uk

Year Head information:

Year 7 - Mrs Tina Rumming	trumming@brookvalegroby-tmet.uk
Year 8 - Ms Bethany Morrison	bmorrison@brookvalegroby-tmet.uk
Year 9 - Mrs Donna Bee	dbee@brookvalegroby-tmet.uk
Year 10 - Mrs Jo Clarke	jclarke@brookvalegroby-tmet.uk
Year 11 - Mrs Jayne Jordan	jjordan@brookvalegroby-tmet.uk

All tutor and teacher contacts can be found on the website.

As a team, we will be working with your child to help them make the best possible progress, develop their character and help them understand the importance of kindness and respect.



Languages Newsletter – Year 9 – Summer 2026

Welcome to the latest newsletter from the MFL Faculty. We would like to keep you up to date on everything we are learning and doing this half term. If you have any questions, please do not hesitate to contact us via email:

salban@brookvalegroby.com



What are we learning this term?



All Languages:

One of the topics of the summer term is sport. Students will learn to talk about why they take part in sport, what effects this has on the body and what you can learn from it, as well as the advantages and disadvantages of sport.

The final topic that students will study is history. Students will learn about a period of German/French/Spanish history that has played a significant role in the culture of the country. Students will also have the opportunity to watch a film linked to this period.

Knowledge Organiser – Retrieval learning

Weekly tests will be set and available to see on the Google Classroom.

French	German	Spanish
The tests are based on the following Knowledge Organiser	The tests are based on the following Knowledge Organiser	The tests are based on the following Knowledge Organiser
Students can also use their Quizlet Classroom to help practise for the weekly quizzes	Students can also use their Quizlet Classroom to help practise for the weekly quizzes.	Students can also use their Quizlet Classroom to help practise for the weekly quizzes

Enrichment

Holiday Challenge!

Want to make sure you don't forget all the learning that you have done this year? Try out some of the [challenges](#) here and see what you can achieve!



Homework

Homework is set every week in all Languages.

This will be in the form of a vocabulary (spelling test). See [above for the list of words](#).

There will also be revision for assessments at key points in the year.



Assessments

27th April – Universals 2 (Fr/Ge/Sp)

18th May – Listening (Sp)

8th June – Listening (Fr)

8th June – Transcription (Fr)

22nd June – Universals 3 (Fr/Ge/Sp)

22nd June – Transcription (Ge/Sp)

22nd June – Phonics Speaking (Fr/Ge/Sp)



“One language sets you in a corridor for life. Two languages open every door along the way.”



Food - Year 9 - Afternoon Tea Development

Useful contacts / information

ebayne@brookvalegroby-tmet.uk

Subject Leader

hdepledge@brookvalegroby-tmet.uk

smamo-curtis@brookvalegroby-tmet.uk

cwright@brookvalegroby-tmet.uk

If you have any questions, please do not hesitate to contact your son/daughter's subject teacher or the Subject Lead



What are we learning this term?

In year 9 students will spend approx 20 weeks in the food rotation as it will have been an option choice, this is divided into two 10 week rotations.

In rotation two Afternoon tea is the main focus looking dish and skill development, presentation and production. Students will also undertake a mini NEA task Food Preparation Assessment on developing a recipe for the afternoon tea topic. Researching recipes and producing a working time plan, which will support their GCSE journey.

Do Now general knowledge is included in written lessons.

Students will make a variety of products in yr 9 these include Bread. Fruit gateaux. Meringues and lemon curd. Paella and their afternoon tea.

Skills are developed through the dishes and students are encouraged to work as independently as possible with practical tasks ready for possible GCSE in yr 10.



Enrichment

An ADT Enrichment Google Classroom created for students.

Students can adapt recipes to suit the needs of people at home.

Research new recipes and cook at home, bringing in pictures to display in school and gain rewards.

Competitions at various times of the year are held.



Homework

Students are responsible for making sure they have the correct ingredients and containers organised ready for practical food lessons. Recipes are given out to students the week before and are posted on the Google classroom. Recipes may be adapted to suit dietary needs.

Students have access to Knowledge Organisers to support them with home learning (20:20:20)

A subject drive has been created for all students so that they have access to all materials to help them at home. This is shared with students in lessons.



Assessments

A Mid point assessment is made at week 5 and at the end of the rotation weeks 9 or 10.

Practical lessons are reviewed during each practical lesson and feedback given.

Students are marked in relation to the unit checklist (personalised learning checklist). It is communicated if they are Exceeding, Meeting or are Developing within the subject.



"No one is born a great cook, one learns by doing" - Julia Child



Subject Newsletter - Year 9 - (Summer term)

Useful contacts / information

Helen Hawke - Faculty Leader
hhawke@brookvalegroby.com

Dina Gajjar - Asst Faculty Leader (KS3 link / Progress Lead)
dgajjar@brookvalegroby.com

Ross Dixey - Asst Faculty leader (Tassomai link)
rdixey@brookvalegroby.com



What are we learning this term?

We will continue GCSE modules, these topics will be covered until the end of the year:

B1 Cell Biology

C1 Atomic structure and the periodic table

P3 Particle model of matter

STEM activities



Enrichment

NHS careers trip to University of Leicester
STEM activities



Homework

Science - 3 daily goals on Tassomai



Assessments

End of module tests for all modules



“The most important thing is to never stop questioning.”— Albert Einstein



PHYSICAL EDUCATION



PE Curriculum Newsletter: Year 9 - Autumn Term

Useful contacts / information

Mr Brownett

jbrownett@brookvalegroby.com

Mr Leonard

jleonard@brookvalegroby.com

Mr Lord - Curriculum Leader

mlord@brookvalegroby.com

Miss Maclachlan

amaclachlan@brookvalegroby.com

Mrs Richardson

mrichardson@brookvalegroby.com

Mr Sharpe

msharpe@brookvalegroby.com

Mrs Wiles - Head of KS3 PE

lwiles@brookvalegroby.com

For updates on Twitter/X:
[@bglc_pe](https://twitter.com/bglc_pe)



What are we learning this term?

Over the course of the Summer term students in Year 9 will be covering some of the following activities: basketball, rounders, softball, athletics, cricket and tennis. We lose the Sports Hall in May for external exams until the end of term, so students will need to be prepared to have their PE lessons outside. As the weather changes and the temperature increases please ensure that students bring water to their PE lessons and wear sun cream. Students are also able to wear a baseball cap or another sports appropriate hat during PE lessons on particularly sunny days. Students can wear tight fitting shorts, but they need to be mid-thigh length.

Key Dates:

Sports Day - Wednesday 24th June. Students can opt into the athletics during the morning and all students will be involved in the afternoon.

Sports Presentation Evening - Tuesday 30th June. If your child has represented the school in a sports event this year you should receive an invitation via email.

Enrichment

The following clubs are open to all Year 9 students over the course of the summer term.

Athletics - Wednesday after school

Cricket - Wednesday after school.

Rounders - Tuesday after school.

Tennis - Tuesday after school.

There are area events in all of these activities that we will be entering students into. They need to come to the clubs to be considered.

Homework

Each student will have a rules quiz to complete for homework at the end of each activity block of 6 lessons. These rules quizzes are posted on each group's Google Classroom and are completed digitally using Google Forms. The results from these quizzes allow us to assess students under the 'Know' strand of our assessment policy.

Assessments

We assess students in PE at the end of each activity block. We assess them in three areas:
'Know' - knowledge of rules and regulations.
'Grow' - demonstrating LORIC character values.
'Show' - the ability to perform activity specific skills and tactics under competitive pressure.

'Skill is only developed by hours and hours of work'
Usain Bolt



Lifeskills Newsletter - Year 9

Personal, Social, Health and Relationships Education

Useful contacts / information

Beth Rumming

Head of Faculty - Lifeskills and
Careers

brumming@brookvalegroby-tmet.uk



Year 9 are learning this term:

1. Working and Earning (tax)
2. Labour Market Information
3. Protected characteristics
4. County Lines
5. Enterprise project
6. Dealing with change in life
7. Year 9 transition to KS4

Lifeskills Enrichment

The lifeskills curriculum fits into the whole school Personal Development offer and is enriched by the LORIC tutor time programme and assemblies throughout the year which build upon themes covered in Lifeskills lessons throughout the 5 year course.

Homework

Whilst there is no compulsory homework for Lifeskills, students are encouraged to take an interest in the news to keep up to date with current affairs so that they can make informed decisions .



Assessments

- 1) Google Quiz before the end of term





GRAPHICS - Year 9 - Skills Building

Useful contacts / information

Sdixon@brookvalegroby.com
(Subject Lead and Faculty Lead)
Jsheerin@brookvalegroby.com

If you have any questions, please do not hesitate to contact your son/daughter's subject teacher or the Subject Lead



What are we learning this term?

Rotation 1 & 2 (Weeks 1 - 10 / Weeks 11 - 20):

In this first rotation students will carry out three skills building units. The first unit will look at colour popping and how to digitally edit images effectively with this technique for Graphic Products such as magazines and CD Covers. The second unit will enable the students to develop digital drawing skills looking at the artist Lively Scout. The third skills building unit will look at the artist Ross Holden and how to digitally produce mandalas. Students will be assessed separately for all 3 units in this rotation.

Rotation 3 & 4 (Weeks 21 - 29 / Weeks 30 - 39):

In the second rotation we will work on Typography skills, learners will explore the possibilities that surround working with Typography in the Graphic Design world. We will explore the use of typography when used in conjunction with paths tools. Using text to shape subjects such as animals in reference to Bembozoo. Students will explore their own use of mixed media by creating their own typography without the use of IT as a creative homework. By exploring all of these techniques students will have the ability to further develop their Photoshop skills ready for core GCSE modules.



Enrichment

Live Competitions posted on the Schools Social Media website for all students to get involved in.

ADT Enrichment Google Classroom created for students to experiment and create additional pieces of work for fun. There are lots of choices for Graphics students to be able to experiment with Photoshop at home.

Other Enrichment opportunities will be advertised to the students in the first term as these are planned by ADT teachers.



Homework

Students will be given practical homework in the first and second rotations. In the first rotation students will be asked to create handmade Mandalas inspired by Ross Holden. In the second rotation students will be asked to make hand made type. This affirms the importance of mixed media and experimentation outside of technology.

Students have access to Knowledge Organisers to support them with home learning (20:20:20)

A subject drive has been created for all students so that they have access to all materials to help them at home. This is shared with students in lessons.



Assessments

1. 3 x Assessment points take place in Rotation 1
2. 3 x Assessment points take place in Rotation 2

Please note that in Graphics the first rotation sees the students complete 3 x mini skills building units and then in their next rotation they complete a larger skills building unit. This is why the assessments are structured the way that they are.

Students are marked in relation to the unit checklist (personalised learning checklist). It is communicated if they are Exceeding, Meeting or are Developing within the subject.



“Creativity is nothing but the way to solve new problems.” - Diana Santos



English, Media and Library Year 9 (Summer term)

Key Contacts

KS3 Lead: Lizzie Jones

ljones2@brookvalegroby-tmet.uk

Enrichment: Fran Nolan

fnolan@brookvalegroby-tmet.uk

Senior Faculty Lead: Amanda
Bellamy

abellamy@brookvalegroby-tmet.uk

Reading Plus

- An online platform of texts designed for your child's reading level and interests
- One lesson a week consisting of 4 reading lessons and 1 vocabulary lesson
- Develops comprehension and fluency reading skills
- Supports enjoyment of reading widely and often

What are we learning this term?

Half Term 1

Spoken Language - Language is Power

- continuing the journey of persuasive writing, learning on from the Richard III "hero or villain" speech
- expanding knowledge of different writing and communication modes, writing styles and techniques; reinforcing and enhancing critical thinking skills when reading and interpreting persuasive texts and conversation
- reinforce and introduce new tier 2 and 3 vocabulary
- Creating further opportunities for development of individual ideas.

Half Term 2

Adventurers and Explorers - Travel Writing

- Evaluation of travel writing from different eras, and geographical locations
- Reading, analysing and evaluating non-fiction writing
- Investigating form and structure; audience and purpose;
- Writing for a specific audience and purpose using genre conventions



Enrichment

- Look out for writing competitions throughout the year



Homework

Students have been given their A5 homework booklet to complete and return to class on the day their teacher has selected as 'homework check day'

Spellings related to the topic
Reading Plus completion
Directed retrieval practice
KO's are on Google Classroom



Assessments

Week commencing 18th May
- speaking and listening

Week commencing 1st June
- Reading Plus Baseline
assessment 3



"Show me a family of readers, and I will show you the people who move the world."



Design - Year 9 - Mobile phone stand.

Useful contacts / information

cwright@brookvalegroby.com

Head of Department

ctowers@brookvalegroby.com

If you have any questions, please do not hesitate to contact your son/daughter's subject teacher or the Subject Lead



What are we learning this term?

Students are introduced to the project and complete research, a mind map and design brief.

They then complete a moodboard to help with their design ideas.

A design specification is completed and initial designs drawn. There will be more of an emphasis on 3d drawing skills in this unit of work in preparation for Yr10 if the students have picked Engineering.

A final design proposal is drawn.

Health and safety and a workshop certificate is completed.

Workshop activities are started which involves using various pieces of equipment. Health and safety and demonstrations are given and students sign to say they have been shown how to use equipment safely.

Students are usually in the workshop completing practical work for approx 5 weeks until the project is finished.

A product evaluation is then completed.



Enrichment

An ADT Enrichment Google Classroom has been created for students..

Competitions at various times of the year are held.



Homework

Students have access to Knowledge Organisers to support them with home learning (20:20:20)

A subject drive has been created for all students so that they have access to all materials to help them at home. This is shared with students in lessons.




Assessments

1. A Mid point assessment is made at week 5 and at the end of the rotation weeks 9 or 10.

Practical lessons are reviewed during each practical lesson and feedback given.

Students are marked in relation to the unit checklist (personalised learning checklist). It is communicated if they are Exceeding, Meeting or are Developing within the subject.





Year 9 **CaRE** **C**itizenships **a**nd **R**eligious **E**ducation Newsletter

Useful contacts / information

Rachael Gowdridge
Head of Faculty - Humanities
rgowdridge@brookvalegroby.com

Laura Seaton
Head of Geography and RS
Lseaton@brookvalegroby.com

Dan Tagg
Head of KS3 History and Citizenship
Dtagg@brookvalegroby.com



Year 9 are learning this term:

Unit 3: Religion and early life

- Sanctity of life
- When does life begin
- Quality of life
- Abortion and the law and Rights
- For and against abortion
- Western and eastern Faiths



Humanities Enrichment

- Year 12 Geography 2 night residential
- On site fieldwork opportunities for all years.
- Transition events with year 6/7.


Homework

Homework is posted weekly on the google classroom and all work is to be recorded in their planner. Teacher will check/reward/sanction homework weekly.

Please ensure your children are meeting deadlines.

Assessments

- 1) Recall questions every lesson
- 2) End of topic assessment



Geography Newsletter - Year 9 - Summer term

Useful contacts / information

Rachael Gowdrige
Head of Faculty - Humanities
rgowdrige@brookvalegroby.com

Laura Seaton
Head of Geography and RS
Lseaton@brookvalegroby.com



Year 9 are learning this term:

Unit 2: Urban issues

- Birmingham case study
- Sustainable urban development

Unit 3: Geographical skills

- 4 and 6 figure grid references
- Scale and distance
- Different types of maps
- Statistics and data presentation



Unit 4: **Fieldwork** - data collection on the school site

Humanities Enrichment

- Year 12 Geography 2 night residential
- On site fieldwork opportunities for all years.
- Transition events with year 6/7.



Homework

Students should complete homework in the booklet provided.
All work to be recorded in their booklet or in their planner.
Teacher will check/reward/sanction geography homework weekly

Please ensure your children are meeting deadlines.



Assessments

- 1) Urban issues assessment
- 2) Graphical skills mid unit review
- 3) Graphical skills assessment
- 4)





Music - Year 9

Useful contacts / information

To find out any information about our Music Curriculum or enrichment please contact

Laura Smith- Head of Performing Arts and Music subject Lead
lsmith@brookvalegroby-tmet.uk



What are we learning this term?

This term year 9 are going to really focus on developing both their keyboard technique and their composition skills.

Our first topic we are looking at is all about protest songs. We begin by spending some time looking and analysing 'Imagine' by John Lennon. Students will perform parts of the song, exploring how it has been constructed before embarking on composing their own protest song.

Students will be primarily using the keyboard but will also have the opportunity to sing and will record their songs using music technology

Year 9 will finish their time in KS3 by composing Music to accompany a film scene using all of the skills and knowledge that they have gained so far. They will use Bandlab to do this.



Enrichment

[Music and Drama Clubs Summer Term](#)

Performances

Summer Showcase 18th June 7pm

Homework

Knowledge Organiser Quizzes



Assessments


Protest Song

Final Film Project

End of year Musical Knowledge Assessment



Music is a world within itself with a language we all understand
Stevie Wonder- Sir duke



Mathematics Newsletter - Year 9 (Summer term)

Useful contacts / information

Paul McPherson - Faculty Leader
pmcpherson@brookvalegroby-tme.t.uk

Stephen Taylor-Fox - Assistant Faculty Leader (Lead Teacher for Key Stage 3)
staylor-fox@brookvalegroby-tmet.uk



What are we learning this term?

During the Summer term we will be covering the following topics:

- Enlargement & similarity
- Solving ratio & proportion problems
- Rates
- Algebraic representation
- Congruence, similarity & enlargement



Setting in Mathematics

Students have been set based on their Assessments throughout Year 8. We look at the setting following each term's Assessment to see if there are any students who are massively out of place.

Enrichment

Sparx Maths help club runs Monday, Tuesday, Thursday and Friday lunchtimes (1:30pm-1:50pm) in G03



Homework

Homework is set every Wednesday on [Sparx Maths](#)




Assessments

The Summer assessment will take place during the week commencing Monday 15th June



**“Pure mathematics is, in its way, the poetry of logical ideas.”
– Albert Einstein**



History Newsletter - Year 9 - Summer Term

Useful contacts / information

Rachael Gowdrige
Head of Faculty - Humanities
rgowdrige@brookvalegroby.com

Ana Hall
Head of History
ahall@brookvalegroby.com

Chloe Smith
Lead Teacher KS3- History
csmith6@brookvalegroby.com



Year 9 are learning this term:

The students will be focussing and finishing their module on the Holocaust and the atrocities of the Second World War.

GCSE Module: Students will then tackle some of the content from the GCSE. This is focussed on America in the 1920s. Looking at the Economic Boom and how society is affected by the change in wealth and attitudes of the American people.

Key Skills Learned: Students will be continuing understanding of describing and explaining causes and consequence, as well as working on analysis of primary sources and interpretations.



Enrichment

- Year 11 Final field trip - Leicester city centre (April)
- Year 12 Geography field trip to Cromer and Peak District - June
- Year 7 - Places of worship trip to Leicester
- Year 8 - Underrepresented peoples in History competition.



Homework

Students should complete their homework booklet - revision and comprehension tasks.

Teacher will check/reward/sanction History homework weekly

Please ensure your children are meeting deadlines.




Assessments

The students will be assessed on their knowledge and some skills for the end of the Holocaust module This will be before May half term.

After May half term and before the summer the students will be assessed on their knowledge and skills with the GCSE module.





TEXTILES - Year 9 - (All Rotations)

Useful contacts / information

hdepledge@brookvalegroby-tmet.uk

(Subject Lead (textiles) and Assistant Faculty Lead)

smamo-curtis@brookvalegroby-tmet.uk

(Teacher of textiles)

If you have any questions, please do not hesitate to contact your son/daughter's subject teacher or the Subject



What are we learning this term?

Rotation 1: Analysing an Artist

In the first rotation students will further develop skills they have previously used whilst also learning about new ones. They will analyse the work of an artist and use this to create transcriptions (samples) made in their style using a variety of different techniques, using both hand and machine stitching

Rotation 2: Product Production

In the second rotation students will independently manufacture a product based around the artist they have researched, using the techniques they learnt and practised in the first rotation. They will decide on which skills and techniques they like and use these in the manufacture of a textile product, investigating how they can use the artist's work to create a unique product. Students will be encouraged to work as independently as possible whilst being creative and imaginative in their product manufacture.



Enrichment

Live Competitions posted on the Schools Social Media website for all students to get involved in.

ADT Enrichment Google Classroom created for students to experiment and create additional pieces of work for fun (these could be added into the Coursework Portfolio for additional marks/experimentation).

Extended Support available to support our students outside of lesson time with their design work so that they succeed in the subject.



Homework

For homework, students are expected to complete revision of their knowledge organisers by revising the relevant section for the week and self testing in their planners. The sections expected to be learnt are posted in the Google Classroom. In the following lesson students will be quizzed using their Do Now sheets in lessons. Students have access to their Knowledge Organisers on the Google Classroom and if required can have a copy printed for them. A subject drive has been created for all students so that they have access to all materials to help them at home.




Assessments

Students will be assessed in two areas in year 9, their written work and their practical work.

Written work consists of designing and evaluating throughout the project.

Practical work consists of any experimentation work they produce as well as the manufacture of their final product.

Students will be assessed as either exceeding, meeting or developing in relation to their work.



'Design is thinking made visual' - Saul Bass

DRAMA



DRAMA - Year 9 - The 39 Steps

Useful contacts / information

Laura Smith - Faculty Leader
lsmith@brookvalegroby.com

Adam Goodger - Assistant Faculty Leader
agoodger@brookvalegroby.com

Ruth Smith - Drama Teacher
rsmith@brookvalegroby.com



What are we learning this term?

As part of the unit students will continue to build on the 5 basic skills we use when performing: Facial expressions, body language, spatial awareness, voice projection, tone of voice.

This unit begins to expose students to a level of text that they may be expected to study at GCSE. The 39 steps encourages students to consider how we might analyse and study a text's characters, style and genre. It also begins to get students to consider some of the more technical elements of theatre such as lighting and sound. Studying The 39 steps is designed to give students a feel for how we study a text in Key Stage 4.



Enrichment

Junior Drama Club - Monday lunchtime (Groby Theatre)



Homework

Using the knowledge organiser to understand key terms

Watch live or recorded performance when they get the opportunity



Assessments

Students are assessed throughout the 5 basic skills plus their use of teamwork and effort. Students will perform 2 extracts from the play encouraging them to choose contrasting characters.



“Movies will make you famous; Television will make you rich; But theatre will make you good.” -Terrence Mann



BCI - Year 9 - Computing (Spring/Summer Term)

Useful contacts / information

Mrs H Knight

hknight@brookvalegroby.com

(BCI - Faculty Leader)

Mr I King

iking@brookvalegroby.com

(KS3 Computing Lead Teacher)

If you have any questions, please do not hesitate to contact your child's Computing Teacher, Subject Lead or Faculty Leader



What are we learning this term?

Unit 4 Computer Systems:

- Function of Peripherals
- Function of Internal Components
- FDE Cycle
- Graphical Instructions

Unit 5 Python:

- Arrays
- Loops
- Creating a quiz program



Enrichment

Warhammer Club will run on a Friday after school and is being led by Mr King - iking@brookvalegroby.com.

Other Enrichment opportunities will be advertised to the students in the first term as these are planned by BCI teachers.



Homework

Students will be given knowledge organiser homework alongside research activities to support the project and design work.

Students have access to Knowledge Organisers to support them with home learning (20:20:20). These are posted in Google classroom alongside homeworks each week.

These have been created for all students so that they have access to all materials to help them at home. This is shared with students in lessons.



Assessments

1. Multiple choice assessment on computer systems
 2. Creating a programming project over 2 lessons to ask multiple choice questions.
- Students are marked in relation to the unit checklist. It is communicated if they are Exceeding, Meeting or are Developing within the subject.





ART - Year 9 - Oriental Art (Summer Term)

Useful contacts / information

dlaw@brookvalegroby.com

(Subject Lead and Assistant Faculty Lead)

Smamo-curtis@brookvalegroby.com

(Subject Teacher)

If you have any questions, please do not hesitate to contact your son/daughter's subject teacher or the Subject Lead



What are we learning this term?

Rotations 1 & 2 (Weeks 1-20):

In this skills building unit the students will look at traditional and contemporary Oriental Art from across various periods in history. They will complete image analysis and look closely at a variety of art sources and explore how they were created. They will create a moodboard showing influences on the theme and create realistic drawings from actual artefacts. This work is then used to create initial design ideas for the creation of a clay tile. A final design is then created to inform a personal response that will be made in clay - Clay safety forms part of the project. The clay work is then created, fired and painted.

Rotations 3 & 4 (Weeks 21-39):

In the second half of the project, students will work on producing an A3 mixed media art piece based on 'Oriental art.' They will recall the knowledge and the skills gained from the previous rotation and produce a personal response. Homeworks will also form the basis of the creative process. Students will be encouraged to look at a variety of materials and techniques to assist with the creation of the end product.



Enrichment

Live Competitions posted on the Schools Social Media website for all students to get involved in.

ADT Enrichment Google Classroom created for students to experiment and create additional pieces of work for fun. There are lots of choices for art students to be able to experiment with materials at home.

Other Enrichment opportunities will be advertised to the students in the first term as these are planned by ADT teachers.



Homework

Students will be given an extended writing piece of homework alongside a number of research activities to support the ongoing design process.

Students have access to Knowledge Organisers to support them with home learning (20:20:20)

A subject drive has been created for all students so that they have access to all materials to help them at home. This is shared with students in lessons.



Assessments

1. Mid point of unit (Rotations 1 & 3)
2. End point of unit (Rotations 1 & 3)

Please note that students have one 2 hour lesson per week and are given a week to complete independent homeworks. This is why the students are assessed mid way and at the end of the rotations so that they can make progress over a series of 2 hour lessons in the unit of work.

Students are marked in relation to the unit checklist (personalised learning checklist). It is communicated if they are Exceeding, Meeting or are Developing within the subject.



'I like the fact that in ancient Chinese art the great painters always included a deliberate flaw in their work: human creation is never perfect..' - Madeleine L'Engle