


# YEAR 9



Welcome to our Summer Term Curriculum Newsletter.  
In it you will find:

- An introduction to our progress team
- What is being studied in each subject this term

I hope you find this helpful. Even more information can be found on our website including our 5 or 7 year learning journeys.

## **Progress at Brookvale Groby Learning Campus**

We would like to thank you in advance for all the hard work and support you will be offering your child as they embrace this year's academic studies.

At school, your child's form tutor, teachers and the year heads will offer support. We also have a whole school progress team which includes:

Ms Dina Gajjar -KS3 Progress lead (yrs 7-9)	<a href="mailto:dgajjar@brookvalegroby-tmet.uk">dgajjar@brookvalegroby-tmet.uk</a>
Mr Jack Brownnett -KS4 Progress Leader (Yrs 10 and 11)	<a href="mailto:jbrownnett@brookvalegroby-tmet.uk">jbrownnett@brookvalegroby-tmet.uk</a>
Miss Taz Johal - Assistant Headteacher, Raising Standards Leader	<a href="mailto:tjohal@brookvalegroby-tmet.uk">tjohal@brookvalegroby-tmet.uk</a>
Ms Carol Hubbard - Deputy Headteacher, Progress and Curriculum	<a href="mailto:chubbard@brookvalegroby-tmet.uk">chubbard@brookvalegroby-tmet.uk</a>

### **Year Head information:**

Year 7 - Mrs Tina Rumming	<a href="mailto:trumming@brookvalegroby-tmet.uk">trumming@brookvalegroby-tmet.uk</a>
Year 8 - Ms Bethany Morrison	<a href="mailto:bmorrison@brookvalegroby-tmet.uk">bmorrison@brookvalegroby-tmet.uk</a>
Year 9 - Mrs Donna Bee	<a href="mailto:dbee@brookvalegroby-tmet.uk">dbee@brookvalegroby-tmet.uk</a>
Year 10 - Mrs Jo Clarke	<a href="mailto:jclarke@brookvalegroby-tmet.uk">jclarke@brookvalegroby-tmet.uk</a>
Year 11 - Mrs Jayne Jordan	<a href="mailto:jjordan@brookvalegroby-tmet.uk">jjordan@brookvalegroby-tmet.uk</a>

All tutor and teacher contacts can be found on the website.

As a team, we will be working with your child to help them make the best possible progress, develop their character and help them understand the importance of kindness and respect.



# ART - Year 9 - Oriental Art (Autumn Term)

## Useful contacts / information

[dlaw@brookvalegroby-tmet.uk](mailto:dlaw@brookvalegroby-tmet.uk)

(Subject Lead and Assistant Faculty Lead)

[Smamo-curtis@brookvalegroby-tmet.uk](mailto:Smamo-curtis@brookvalegroby-tmet.uk)

(Subject Teacher)

If you have any questions, please do not hesitate to contact your son/daughter's subject teacher or the Subject Lead



## What are we learning this term?

### Rotations 1 & 2 (Weeks 1-20):

In this skills building unit the students will look at traditional and contemporary Oriental Art from across various periods in history. They will complete image analysis and look closely at a variety of art sources and explore how they were created. They will create a moodboard showing influences on the theme and create realistic drawings from actual artefacts. This work is then used to create initial design ideas for the creation of a clay tile. A final design is then created to inform a personal response that will be made in clay - Clay safety forms part of the project. The clay work is then created, fired and painted.

### Rotations 3 & 4 (Weeks 21-39):

In the second half of the project, students will work on producing an A3 mixed media art piece based on 'Oriental art.' They will recall the knowledge and the skills gained from the previous rotation and produce a personal response. Homeworks will also form the basis of the creative process. Students will be encouraged to look at a variety of materials and techniques to assist with the creation of the end product.



## Enrichment

Live Competitions posted on the Schools Social Media website for all students to get involved in.

ADT Enrichment Google Classroom created for students to experiment and create additional pieces of work for fun. There are lots of choices for art students to be able to experiment with materials at home.

Other Enrichment opportunities will be advertised to the students in the first term as these are planned by ADT teachers.



## Homework

Students will be given an extended writing piece of homework alongside a number of research activities to support the ongoing design process.

Students have access to Knowledge Organisers to support them with home learning (20:20:20)

A subject drive has been created for all students so that they have access to all materials to help them at home. This is shared with students in lessons.



## Assessments

1. Mid point of unit (Rotations 1 & 3)
2. End point of unit (Rotations 1 & 3)

Please note that students have one 2 hour lesson per week and are given a week to complete independent homeworks. This is why the students are assessed mid way and at the end of the rotations so that they can make progress over a series of 2 hour lessons in the unit of work.

Students are marked in relation to the unit checklist (personalised learning checklist). It is communicated if they are Exceeding, Meeting or are Developing within the subject.



**'I like the fact that in ancient Chinese art the great painters always included a deliberate flaw in their work: human creation is never perfect..' - Madeleine L'Engle**



# BCI - Year 9 - Computing (Spring/Summer Term)

## Useful contacts / information

**Mrs H Knight**

[hknight@brookvalegroby-tmet.uk](mailto:hknight@brookvalegroby-tmet.uk)

(BCI - Faculty Leader)

**Mr I King**

[iking@brookvalegroby-tmet.uk](mailto:iking@brookvalegroby-tmet.uk)

(KS3 Computing Lead Teacher)

If you have any questions, please do not hesitate to contact your child's Computing Teacher, Subject Lead or Faculty Leader



## What are we learning this term?

### Topic 1: Digital Literacy

- Images and copyright
- Word processing skills
- Correct use of AI
- Email skills
- Desktop Publishing

### Topic 2: Python Programming

- Printing
- Selection
- Integer Comparison
- Importing



## Enrichment

Warhammer Club will run on a Friday after school and is being led by Mr King - [iking@brookvalegroby-tmet.uk](mailto:iking@brookvalegroby-tmet.uk).

Scratch Coding Club is being led by Mr King [iking@brookvalegroby-tmet.uk](mailto:iking@brookvalegroby-tmet.uk). Start date TBC.

Other Enrichment opportunities will be advertised to the students in the first term as these are planned by BCI teachers.



## Homework

Students will be given knowledge organiser homework alongside research activities to support the project and design work.

Students have access to Knowledge Organisers to support them with home learning (20:20:20).

These have been created for all students so that they have access to all materials to help them at home. This is shared with students in lessons.




## Assessments

### 1. Word Project

### 2. End point of unit (Multiple Choice test)





# TEXTILES - Year 9 - (All Rotations)

## Useful contacts / information

[hdepledge@brookvalegroby-tmet.uk](mailto:hdepledge@brookvalegroby-tmet.uk)

(Subject Lead (textiles) and Assistant Faculty Lead)

[smamo-curtis@brookvalegroby-tmet.uk](mailto:smamo-curtis@brookvalegroby-tmet.uk)

(Teacher of textiles)

If you have any questions, please do not hesitate to contact your son/daughter's subject teacher or the Subject



## What are we learning this term?

### Rotation 1: Analysing an Artist

In the first rotation students will further develop skills they have previously used whilst also learning about new ones. They will analyse the work of an artist and use this to create transcriptions (samples) made in their style using a variety of different techniques, using both hand and machine stitching

### Rotation 2: Product Production

In the second rotation students will independently manufacture a product based around the artist they have researched, using the techniques they learnt and practised in the first rotation. They will decide on which skills and techniques they like and use these in the manufacture of a textile product, investigating how they can use the artist's work to create a unique product. Students will be encouraged to work as independently as possible whilst being creative and imaginative in their product manufacture.



## Enrichment

Live Competitions posted on the Schools Social Media website for all students to get involved in.

ADT Enrichment Google Classroom created for students to experiment and create additional pieces of work for fun (these could be added into the Coursework Portfolio for additional marks/experimentation).

Extended Support available to support our students outside of lesson time with their design work so that they succeed in the subject.



## Homework

For homework, students are expected to complete revision of their knowledge organisers by revising the relevant section for the week and self testing in their planners. The sections expected to be learnt are posted in the Google Classroom. In the following lesson students will be quizzed using their Do Now sheets in lessons. Students have access to their Knowledge Organisers on the Google Classroom and if required can have a copy printed for them. A subject drive has been created for all students so that they have access to all materials to help them at home.




## Assessments

Students will be assessed in two areas in year 9, their written work and their practical work.

Written work consists of designing and evaluating throughout the project.

Practical work consists of any experimentation work they produce as well as the manufacture of their final product.

Students will be assessed as either exceeding, meeting or developing in relation to their work.



**'Design is thinking made visual' - Saul Bass**

# DRAMA



## DRAMA - Year 9 - World War 1

### Useful contacts / information

Laura Smith - Faculty Leader  
[lsmith@brookvalegroby-tmet.uk](mailto:lsmith@brookvalegroby-tmet.uk)

Adam Goodger - Assistant  
Faculty Leader  
[agoodger@brookvalegroby-tmet.uk](mailto:agoodger@brookvalegroby-tmet.uk)

Ruth Smith - Drama Teacher  
[rsmith@brookvalegroby-tmet.uk](mailto:rsmith@brookvalegroby-tmet.uk)



### What are we learning this term?

As part of the unit students will continue to build on the 5 basic skills we use when performing: Facial expressions, body language, spatial awareness, voice projection, tone of voice.

This unit begins to build on the idea of devising their own work from a stimulus and begins to incorporate more specific techniques in how to build a performance in rehearsal. This includes techniques such as: sustaining character, using persuasive language as well as language applicable to an era, hot seating, forum theatre and narration. The unit also introduces Theatre in Education as a style of performance.



### Enrichment

**Junior Drama Club** - Monday  
lunchtime (Groby Theatre)

**School Production** -  
Wednesday 3:30-4:30 (Groby  
Theatre)



### Homework

Using the knowledge  
organiser to understand key  
terms

Watch live or recorded  
performance when they get  
the opportunity




### Assessments

Students are assessed  
throughout the 5 basic skills  
plus their use of teamwork  
and effort. Students will  
complete a piece of theatre  
in education as their final  
assessment.



**“Through Theatre and Drama... we come to recognise and feel for those who are different from us and, in doing so, we recognise our common humanity and their struggles become ours” - Jonathan Needham**



## History Newsletter - 2024/25 - (Autumn term)

### Useful contacts / information

Rachael Gowdridge  
Head of Faculty - Humanities  
[rgowdridge@brookvalegroby.com](mailto:rgowdridge@brookvalegroby.com)

Ana Hall  
Head of History  
[ahall@brookvalegroby.com](mailto:ahall@brookvalegroby.com)

Chloe Smith  
Lead Teacher KS3- History  
[csmith@brookvalegroby.com](mailto:csmith@brookvalegroby.com)



### Year 9 are learning this term:

**Civil Rights at Home and Abroad:** Students are studying a key question: How far have the lives of women changed since the Industrial Revolution? Students will look at the conditions for women in the 1800s, the suffrage movement and the different waves of feminism. Students will then study the Civil Rights Movement through answering the enquiry question: Which was more important in affecting the lives of African Americans a) peaceful Protest or b) violent protest?

**Key Skills Learned:** Students will be continuing understanding of describing and explaining causes and consequence, as well as working on analysis of primary sources and interpretations.



### Enrichment

Students will have assemblies on Black History Month

There will be a Black History Month competition before half term.

History are also planning a Historical Bake Sale- where students can bake historical bakes or history themed bakes in aid of the Poppy Appeal



### Homework

Students should complete Week 1 - 16 in their homework booklet. All work to be recorded in their booklet.

Teacher will check/reward/sanction History homework weekly

**Please ensure your children are meeting deadlines.**




### Assessments

**Week 5/6:** Womens' Suffrage Assessment

**Week 11/12:** Civil Rights assessment





# Mathematics Newsletter - Year 9 (Autumn term)

## Useful contacts / information

Paul McPherson - Faculty Leader  
[pmcpherson@brookvalegroby-tme.t.uk](mailto:pmcpherson@brookvalegroby-tme.t.uk)

Stephen Taylor-Fox - Assistant Faculty Leader (Lead Teacher for Key Stage 3)  
[staylor-fox@brookvalegroby-tmet.uk](mailto:staylor-fox@brookvalegroby-tmet.uk)



## What are we learning this term?

During the Autumn term we will be covering the following topics:

- Straight line graphs
- Forming and solving equations
- Testing conjectures
- 3D shapes
- Constructions and congruency
- Numbers
- Using percentages



## Setting in Mathematics

Students have been set based on their Assessments throughout Year 8. We look at the setting following each term's Assessment to see if there are any students who are massively out of place.

### Enrichment

Sparx Maths help club runs Monday, Tuesday, Thursday and Friday lunchtimes (1:30pm-1:50pm) in G03



### Homework

Homework is set every Wednesday on [Sparx Maths](#)



### Assessments

The Autumn assessment will take place during the week commencing Monday 17th November



**“Pure mathematics is, in its way, the poetry of logical ideas.”  
– Albert Einstein**



# DESIGN - Year 9 - Abstract, Design Movement Inspired Clocks

## Useful contacts / information

[cwright@brookvalegroby.com](mailto:cwright@brookvalegroby.com)  
(Subject Lead for Design)

(Subject Teachers)

If you have any questions, please do not hesitate to contact your son/daughter's subject teacher or the Subject Lead



## What are we learning this term?

1st Rotation

Students are being challenged to design and make an abstract wall clock inspired by a design movement of their choice. Students will carry out independent research into a design movement of their interest, creating a range of abstract ideas for their clock design.

They will develop and model their ideas, taking into account the end user, material processes and properties.

Students will develop a range of skill in the workshop including; using the pillar drill, fret saws, coping saw, Line bending machine, files, pillar drills, CAD/CaM facilities (Computer Aided Design and Computer Aided Manufacture) to manufacture their final design.



## Enrichment

Live Competitions posted on the Schools Social Media website for all students to get involved in.

ADT Enrichment Google Classroom created for students to experiment and create additional pieces of work for fun. There are lots of choices for art students to be able to experiment with materials at home.

Other Enrichment opportunities will be advertised to the students in the first term as these are planned by ADT teachers. .



## Homework

Students have access to Knowledge Organisers to support them with home learning (20:20:20). These are on the Google Classroom. These will be assess in their Do Now Tasks at the beginning of each lesson

A subject drive has been created for all students so that they have access to all materials to help them at home. This is shared with students in lessons.



## Assessments

1. Mid point of Project Unit.
2. End point of Project Unit .

Please note that students have one 2 hour lesson per week and are given a week to complete independent homeworks. This is why the students are assessed mid way and at the end of the rotations so that they can make progress over a series of 2 hour lessons in the unit of work. Students are marked in relation to the personalised learning checklist in their folders (PLCs). It is communicated if they are Exceeding, Meeting or Developing.



**“Design is not for philosophy, it’s for life.”- Issey Miyake**



## Music - Year 9 - Autumn Term

### Useful contacts / information

To find out any information about our Music Curriculum or enrichment please contact

Laura Smith- Head of Performing Arts and Music subject Lead

lsmith@brookvalegroby-tmet.uk



### What are we learning this term?

Our first topic of year 9 looks at the style of minimalism. During this topic students will analyse and perform the music of minimalist composers. Students will also learn how to compose in a minimalist style using music technology.

Our second topic will be 'Let's Play Together' is all about ensemble performance. Students will learn to play songs as part of class and as a group showing an awareness of how their parts fit with each other. Students pick their own song for their final performance, creating their own arrangements of the song they have chosen



### Enrichment

[Music and Drama Clubs Autumn Term](#)

Performances- Open Mic November  
Christmas Concert December



### Homework

Knowledge Organiser Quizzes

- Mad T Shirt
- Minimalism



### Assessments


Minimalist - Tubular Bells Arrangement

Live Lounge Performance

Google Form theory and knowledge Test



***Music is a world within itself with a language we all understand***



## Geography Newsletter - 2025/26 - (Autumn term)

### Useful contacts / information

Rachael Gowdrige

Head of Faculty - Humanities

[rgowdrige@brookvalegroby.com](mailto:rgowdrige@brookvalegroby.com)

Laura Seaton

Head of Geography and RS

[lseaton@brookvalegroby.com](mailto:lseaton@brookvalegroby.com)



### Year 9 are learning this term:

#### Unit 1: Coasts

- What are coastal landscapes?
- What are the processes at work?
- How is the land used?
- What are the issues and challenges at the coast?
- How is the coast managed?

#### Unit 2: Begin Urban issues and challenges

- Study of different urban areas; FOCUS on Rio de Janeiro; Key features, life in the area, challenges and management



### Humanities Enrichment

Year 11 Geog:

**Rivers in Carding Mill, Shropshire:**

**Monday 8th September 2025**

Class D (LSE) and

Surnames A-M in class B (RGO)

**Tuesday 9th September 2025**

Class A (LPE) and

Surnames N-W in class B (RGO)

Year 11 Geog:

**Urban regeneration in Birmingham City Centre:**

**Monday 29th September 2025**

Class D (LSE) and

Surnames A-M in class B (RGO)

**Tuesday 30th September 2025**

Class A (LPE) and

Surnames N-W in class B (RGO)



### Homework

Students should complete Week 1 - 16 in their homework booklet.

All work to be recorded in their booklet or in their planner.

Teacher will check/reward/sanction geography homework weekly


**Please ensure your children are meeting deadlines.**



### Assessments

- 1) Retrieval practice and exam questions throughout the topics and homework
- 2) Coasts - mid unit review
- 3) Coasts assessment
- 4) Urban issues and challenges mid unit review





## CaRE: Religious Education Newsletter - Year 9

*Citizenship and Religious Education*

### Useful contacts / information

Rachael Gowdridge  
Head of Faculty - Humanities  
[rgowdridge@brookvalegroby.com](mailto:rgowdridge@brookvalegroby.com)

Laura Seaton  
Head of Geography and RS  
[Lseaton@brookvalegroby.com](mailto:Lseaton@brookvalegroby.com)



### Year 9 are learning this term: Unit 1: Citizenship unit on Rights and Responsibilities

- What rights do we have in the UK?
- What are the responsibilities of UK citizens?
- Hate crimes based on race, gender and sexuality
- Freedom of the press
- Protest



### Humanities Enrichment

**Year 11 Geog:**  
**Rivers in Carding Mill, Shropshire:**  
**Monday 8th September 2025**  
Class D (LSE) and  
Surnames A-M in class B (RGO)

**Tuesday 9th September 2025**  
Class A (LPE) and  
Surnames N-W in class B (RGO)

**Year 11 Geog:**  
**Urban regeneration in Birmingham City Centre:**  
**Monday 29th September 2025**  
Class D (LSE) and  
Surnames A-M in class B (RGO)

**Tuesday 30th September 2025**  
Class A (LPE) and  
Surnames N-W in class B (RGO)



### Assessments

- 1) Retrieval practice throughout the topics
- 2) Rites and responsibilities assessment





# English, Media and Library Year 9 (Autumn term)

## Key Contacts

KS3 KS3 Lead: Lizzie Jones

[ljones2@brookvalegroby-tmet.uk](mailto:ljones2@brookvalegroby-tmet.uk)

Enrichment: Fran Nolan

[fnolan@brookvalegroby-tmet.uk](mailto:fnolan@brookvalegroby-tmet.uk)

Senior Faculty Lead: Amanda  
Bellamy

[abellamy@brookvalegroby-tmet.uk](mailto:abellamy@brookvalegroby-tmet.uk)

## Reading Plus

- An online platform of texts designed for your child's reading level and interests
- One lesson a week consisting of 4 reading lessons and 1 vocabulary lesson
- Develops comprehension and fluency reading skills
- Supports enjoyment of reading widely and often

## What are we learning this term?

### Half Term 1

#### **Dystopian Fiction**

- 20th and 21st century fiction including *1984*, *The Hunger Games* and *I Am Legend*
- Contextual links to *Animal Farm* (GCSE text)
- Analysing how writers incorporate genre conventions
- Investigating characters' motivations and actions to build empathetic responses
- Developing understanding of a writer's choice of language and structure

### Half Term 2

#### **A Christmas Carol\***

- Introduction to GCSE Literature text
- Exploration of narrative, character, context
- Study of an audio-visual text



*\*If you purchased books through Arbor, these will be given to students at the beginning of half term 2.*

Watch out for details regarding our **Reading Plus** programme for KS3 which will be sent to you separately

## Enrichment

- Library inductions
- Look out for writing competitions throughout the year



## Homework

Students have been given their A5 homework booklet to complete and return to class on the day their teacher has selected as 'homework check day'

Spellings related to the topic  
Reading Plus completion  
Directed retrieval practice  
KO's are on Google Classroom



## Assessments

Week commencing 8th September - Reading Plus Baseline assessment

Week commencing 6th October - creative writing using a visual stimulus



*"Show me a family of readers, and I will show you the people who move the world."*



# Food - Year 9 – Development of Food Skills

## Useful contacts / information

[ebayne@brookvalegroby-tmet.uk](mailto:ebayne@brookvalegroby-tmet.uk)

Subject lead

[hdepledge@brookvalegroby-tmet.uk](mailto:hdepledge@brookvalegroby-tmet.uk)

[smamo-curtis@brookvalegroby-tmet.uk](mailto:smamo-curtis@brookvalegroby-tmet.uk)

If you have any questions, please do not hesitate to contact your son/daughter's subject teacher or the Subject Lead



## What are we learning this term?

In year 9 students will spend approximately 20 weeks in the food rotation as it will have been an option choice, this is divided into two 10-week rotations. The first rotation looks at health and safety. Nutrients and the consequences of a poor diet. It considers different dietary groups and their specific needs. Food development is researched and the wants and needs of groups are identified. Students learn how to adapt a recipe looking at alternative ingredients. Food and the environment is researched.

Do-Now general knowledge is included in written lessons and supports students learning of the weekly set knowledge organiser tasks.

Students will make a variety of products in year 9 these include Curry, Chickpea burger, vegetable samosas and dutch apple cake.

Year 9 will also be experiencing a mini NEA 1 Food assessment where the students look at the functional and chemical properties of ingredients.



Skills are developed through the dishes and students are encouraged to work as independently as possible with practical tasks ready for possible GCSE in year 10.

## Enrichment

An ADT Enrichment Google Classroom created for students.

Students can adapt recipes to suit the needs of people at home.

Research new recipes and cook at home, bringing in pictures to display in school and gain rewards.

Competitions at various times of the year are held.



## Homework

Students are responsible for making sure they have the correct ingredients and containers organised ready for practical food lessons. Recipes are given out to students at the start of the rotation and are posted on the Google classroom. Recipes may be adapted to suit dietary needs. Students have access to Knowledge Organisers to support them with home learning (20:20:20) A subject drive has been created for all students so that they have access to all materials to help them at home. This is shared with students in lessons.



## Assessments

1. A Mid point assessment is made at week 5 and at the end of the rotation weeks 9 or 10.

Practical lessons are reviewed during each practical lesson and feedback given.

Students are marked in relation to the unit checklist (personalised learning checklist). It is communicated if they are Exceeding, Meeting or are Developing within the subject.



**"No one is born a great cook, one learns by doing" - Julia Child**



# GRAPHICS - Year 9 - Skills Building

## Useful contacts / information

[Sdixon@brookvalegroby.com](mailto:Sdixon@brookvalegroby.com)  
(Subject Lead and Faculty Lead)  
[Jsheerin@brookvalegroby.com](mailto:Jsheerin@brookvalegroby.com)

If you have any questions, please do not hesitate to contact your son/daughter's subject teacher or the Subject Lead



## What are we learning this term?

### Rotation 1 & 2 (Weeks 1 - 10 / Weeks 11 - 20):

In this first rotation students will carry out three skills building units. The first unit will look at colour popping and how to digitally edit images effectively with this technique for Graphic Products such as magazines and CD Covers. The second unit will enable the students to develop digital drawing skills looking at the artist Lively Scout. The third skills building unit will look at the artist Ross Holden and how to digitally produce mandalas. Students will be assessed separately for all 3 units in this rotation.

### Rotation 3 & 4 (Weeks 21 - 29 / Weeks 30 - 39):

In the second rotation we will work on Typography skills, learners will explore the possibilities that surround working with Typography in the Graphic Design world. We will explore the use of typography when used in conjunction with paths tools. Using text to shape subjects such as animals in reference to Bembozoo. Students will explore their own use of mixed media by creating their own typography without the use of IT as a creative homework. By exploring all of these techniques students will have the ability to further develop their Photoshop skills ready for core GCSE modules.



## Enrichment

Live Competitions posted on the Schools Social Media website for all students to get involved in.

ADT Enrichment Google Classroom created for students to experiment and create additional pieces of work for fun. There are lots of choices for Graphics students to be able to experiment with Photoshop at home.

Other Enrichment opportunities will be advertised to the students in the first term as these are planned by ADT teachers.



## Homework

Students will be given practical homework in the first and second rotations. In the first rotation students will be asked to create handmade Mandalas inspired by Ross Holden. In the second rotation students will be asked to make hand made type. This affirms the importance of mixed media and experimentation outside of technology.

Students have access to Knowledge Organisers to support them with home learning (20:20:20)

A subject drive has been created for all students so that they have access to all materials to help them at home. This is shared with students in lessons.



## Assessments

1. 3 x Assessment points take place in Rotation 1
2. 3 x Assessment points take place in Rotation 2

Please note that in Graphics the first rotation sees the students complete 3 x mini skills building units and then in their next rotation they complete a larger skills building unit. This is why the assessments are structured the way that they are.

Students are marked in relation to the unit checklist (personalised learning checklist). It is communicated if they are Exceeding, Meeting or are Developing within the subject.



**“Creativity is nothing but the way to solve new problems.” - Diana Santos**



# Languages Newsletter – Year 9 – Autumn 2025

Welcome to the latest newsletter from the MFL Faculty. We would like to keep you up to date on everything we are learning and doing this half term. If you have any questions, please do not hesitate to contact us via email:

[salban@brookvalegroby.com](mailto:salban@brookvalegroby.com)



## What are we learning this term?



### All languages:

*Geography & Environment:* Students will learn about the country of the language they are studying, learn how to compare this to where we live. They will be able to describe environmental problems and solutions.

*Holiday:* Students will learn how to describe a recent holiday and a dream holiday and will consolidate their knowledge of the tenses.

## Knowledge Organiser – Retrieval learning

Weekly tests will be set and available to see on the Google Classroom.

French	German	Spanish
The tests are based on the following <a href="#">knowledge organiser</a> .	The tests are based on the following <a href="#">Knowledge Organiser</a> .	The tests are based on the following <a href="#">Knowledge Organiser</a> .
Students can also use their <a href="#">Quizlet Classroom</a> to help practise for the weekly quizzes	Students can also use their <a href="#">Quizlet Classroom</a> to help practise for the weekly quizzes.	Students can also use their <a href="#">Quizlet Classroom</a> to help practise for the weekly quizzes

## Enrichment

### Construction Challenge:

Students in year 9 will be using their team working skills as well as a bit of imagination to recreate a famous landmark from Germany, France or Spain using some alternative building materials!



## Homework

Homework is set every week in all Languages.

This will be in the form of a vocabulary (spelling test). See *above for the list of words.*

There will also be revision for assessments at key points in the year.



## Assessments

Week beginning 13<sup>th</sup> October – Reading assessment

Week beginning 1<sup>st</sup> December – Speaking assessment

Week beginning 8<sup>th</sup> December – Universals test 1



*“Knowledge of Languages is the doorway to wisdom” Roger Bacon*



# PHYSICAL EDUCATION



## PE Curriculum Newsletter: Year 9 - Autumn Term

### Useful contacts / information

Mr Brownnett

[jbrownnett@brookvalegroby.com](mailto:jbrownnett@brookvalegroby.com)

Mr Leonard

[jleonard@brookvalegroby.com](mailto:jleonard@brookvalegroby.com)

Mr Lord - Curriculum Leader

[mlord@brookvalegroby.com](mailto:mlord@brookvalegroby.com)

Miss Maclachlan

[amaclachlan@brookvalegroby.com](mailto:amaclachlan@brookvalegroby.com)

Mrs Richardson

[mrichardson@brookvalegroby.com](mailto:mrichardson@brookvalegroby.com)

Mrs Sharpe

[msharpe@brookvalegroby.com](mailto:msharpe@brookvalegroby.com)

Mrs Wiles - Head of KS3 PE

[lwiles@brookvalegroby.com](mailto:lwiles@brookvalegroby.com)

For updates on Twitter/X:  
[@bgic\\_pe](https://twitter.com/bgic_pe)



### What are we learning this term?

Students have chosen their teaching groups this year and have opted into either a GCSE PE/CNAT Sport preparation group, a creative activities group or a games group. Over the course of the Autumn term, depending on the group they are in, students will cover some of the following activities: hockey, netball, football, fitness testing, badminton, orienteering, dance, cricket, table tennis, volleyball, basketball and Health Related Fitness. We lose the Sports Hall in November for two weeks due to Year 11 mock exams, so students will be able to compete for their house in an activity of their choosing during this period.



### Enrichment

The following clubs are open to all Year 9 students. Activities will change again after October half-term, so look out for the new timetable then.

**Basketball** - Wednesday lunch time in the Groby Sports Hall.

**Girls Netball** - Tuesday after school until 4:15pm.

**Football** - Boys on a Wednesday and Girls on a Thursday after school until 4:15pm.



### Homework

Each student will have a rules quiz to complete for homework at the end of each activity block of 6 lessons. These rules quizzes are posted on each group's Google Classroom and are completed digitally using Google Forms. The results from these quizzes allow us to assess students under the 'Know' strand of our assessment policy.



### Assessments

We assess students in PE at the end of each activity block. We assess them in three areas:  
**'Know'** - knowledge of rules and regulations.  
**'Grow'** - demonstrating LORIC character values.  
**'Show'** - the ability to perform activity specific skills and tactics under competitive pressure.



**'If my mind can conceive it and my heart can believe it - then I can achieve it'**  
**Muhammad Ali**



## Subject Newsletter - Year 9 - (Autumn term)

### Useful contacts / information

Helen Hawke - Faculty Leader  
[hhawke@brookvalegroby.com](mailto:hhawke@brookvalegroby.com)

Dina Gajjar - Asst Faculty Leader (KS3 link / Progress Lead)  
[dgajjar@brookvalegroby.com](mailto:dgajjar@brookvalegroby.com)

Ross Dixey - Asst Faculty leader (Tassomai link)  
[rdixey@brookvalegroby.com](mailto:rdixey@brookvalegroby.com)



### What are we learning this term?

**Environment 2 - Respiration** ( use data from investigating fermentation with yeast to explore respiration) **and photosynthesis** (use lab tests on variegated leaves to show that chlorophyll is essential for photosynthesis)

**Electromagnets 2 - Electromagnets** (investigate ways of varying the strength of an electromagnet) **and magnetism** (explore the magnetic field pattern around different types or combinations of magnets)

**Waves 2 - Wave effects** (Relate the impacts of different types of wave on living cells to their frequency and the energy carried by the wave and their uses) **and wave properties** ( use the wave model to explain observations of the reflection, absorption and transmission of waves)

**Reactions 2 - Chemical energy** (Investigate a phenomenon that relies on an exothermic or endothermic reaction) **and types of reaction** (Investigate changes in mass for chemical and physical processes)



#### Enrichment

Science careers assembly  
Science club  
Psychology Masterclass



#### Homework

Science - 3 daily goals on Tassomai



#### Assessments

End of module tests for all modules



**“Scientists have become the bearers of the torch of discovery in our quest for knowledge.” – Stephen Hawking**



## Lifeskills Newsletter - Year 9

Personal, Social, Health and Relationships Education

### Useful contacts / information

Beth Rumming  
Head of Faculty - Lifeskills and  
Careers

[brumming@brookvalegroby-tmet.uk](mailto:brumming@brookvalegroby-tmet.uk)



### Year 9 are learning this term:

1. Drug misuse and drug-related emergencies
2. Alcohol
3. Smoking
4. Scams and Gambling
5. Self-examination
6. Allergy awareness and first-aid
7. Risky behaviour
8. Recognising and tackling discrimination
9. Anti-bullying
10. Healthy friendships
11. Understanding racism
12. Careers (decision making)
13. Consent

### Lifeskills Enrichment

The lifeskills curriculum fits into the whole school Personal Development offer and is enriched by the LORIC tutor time programme and assemblies throughout the year which build upon themes covered in Lifeskills lessons throughout the 5 year course.

### Homework

Whilst there is no compulsory homework for Lifeskills, students are encouraged to take an interest in the news to keep up to date with current affairs so that they can make informed decisions .



### Assessments

- 1) Google Quiz before the end of term

